

Findings from *Births: Preliminary Data for 2012* and other exciting releases

Brady E. Hamilton

Joyce A. Martin

**National Center for Health
Statistics**



**Board of Scientific Counselors
National Center for Health Statistics
Centers for Disease Control and Prevention
September 19-20, 2013**



Acknowledgements:

Michelle J.K. Osterman
Stephanie J. Ventura

Births: Preliminary Data for 2012

by Brady E. Hamilton, Ph.D.; Joyce A. Martin, M.P.H.; and Stephanie J. Ventura, M.A., Division of Vital Statistics.

A reformatted, typeset version of this report will replace the current version.



U.S. DEPARTMENT OF HEALTH AND HUMAN SERVICES
Centers for Disease Control and Prevention
National Center for Health Statistics
National Vital Statistics System



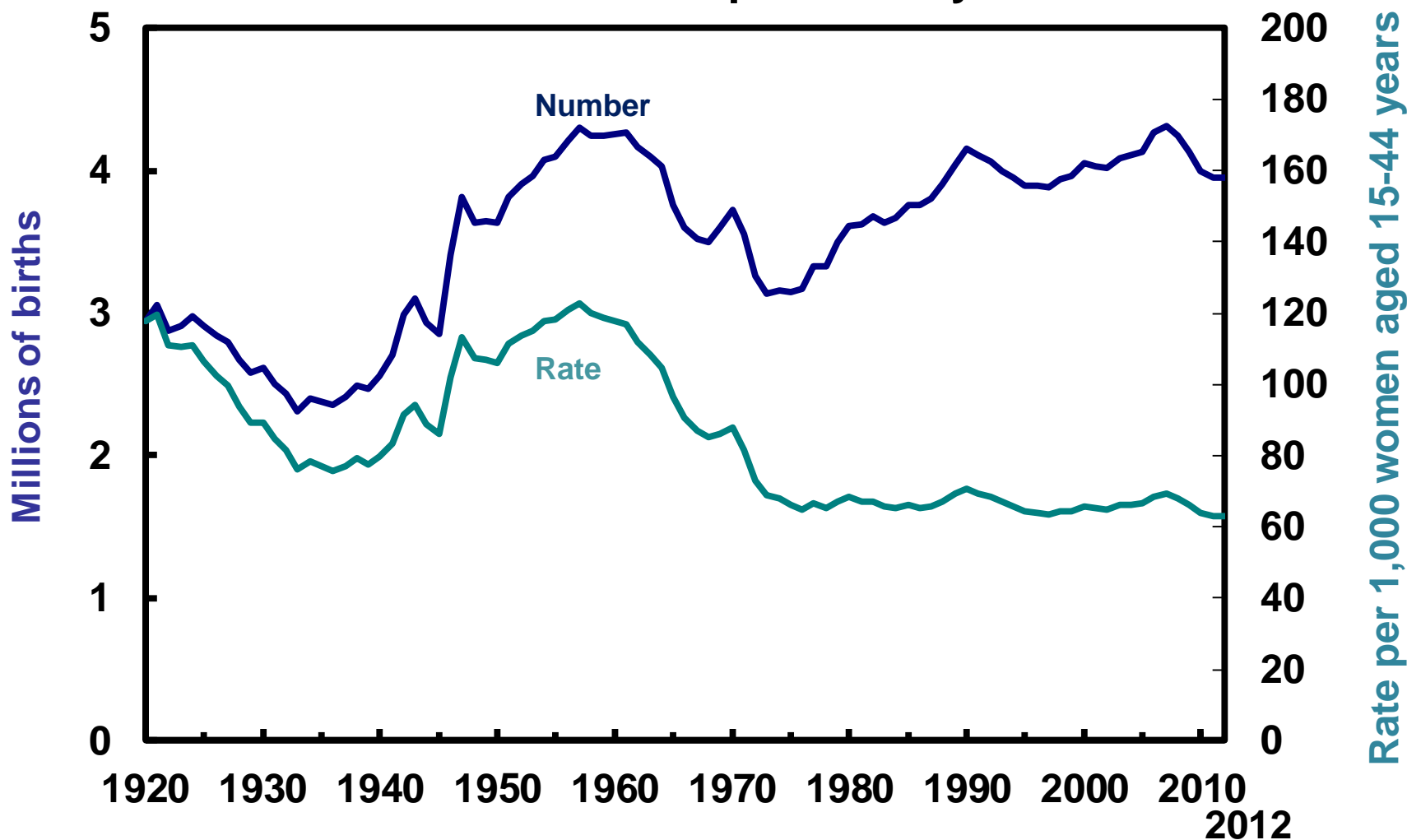
Births: Preliminary Data for 2012:

- **Released September 6, 2013, the earliest release of a preliminary report since preliminary data for 2002.**
- **Based on nearly all 2012 births (99.956%).**

Media coverage:

- **Associated Press – “Teen Birth Rate Hits Historic Low”**
- **Health Day**
- **New York Times – “Fertility Rate Stabilizes As the Economy grows”**
- **Rueters – “U.S. Teenage Birth Rate At New Low, Government Report Shows”**
- **USA Today**
- **Wall Street Journal**
- **Washington Post – “US Births Finally May Be Leveling Off Following 4 Years Of Decline Linked To Economy”**
- **NBC News**
- **CBS Radio**

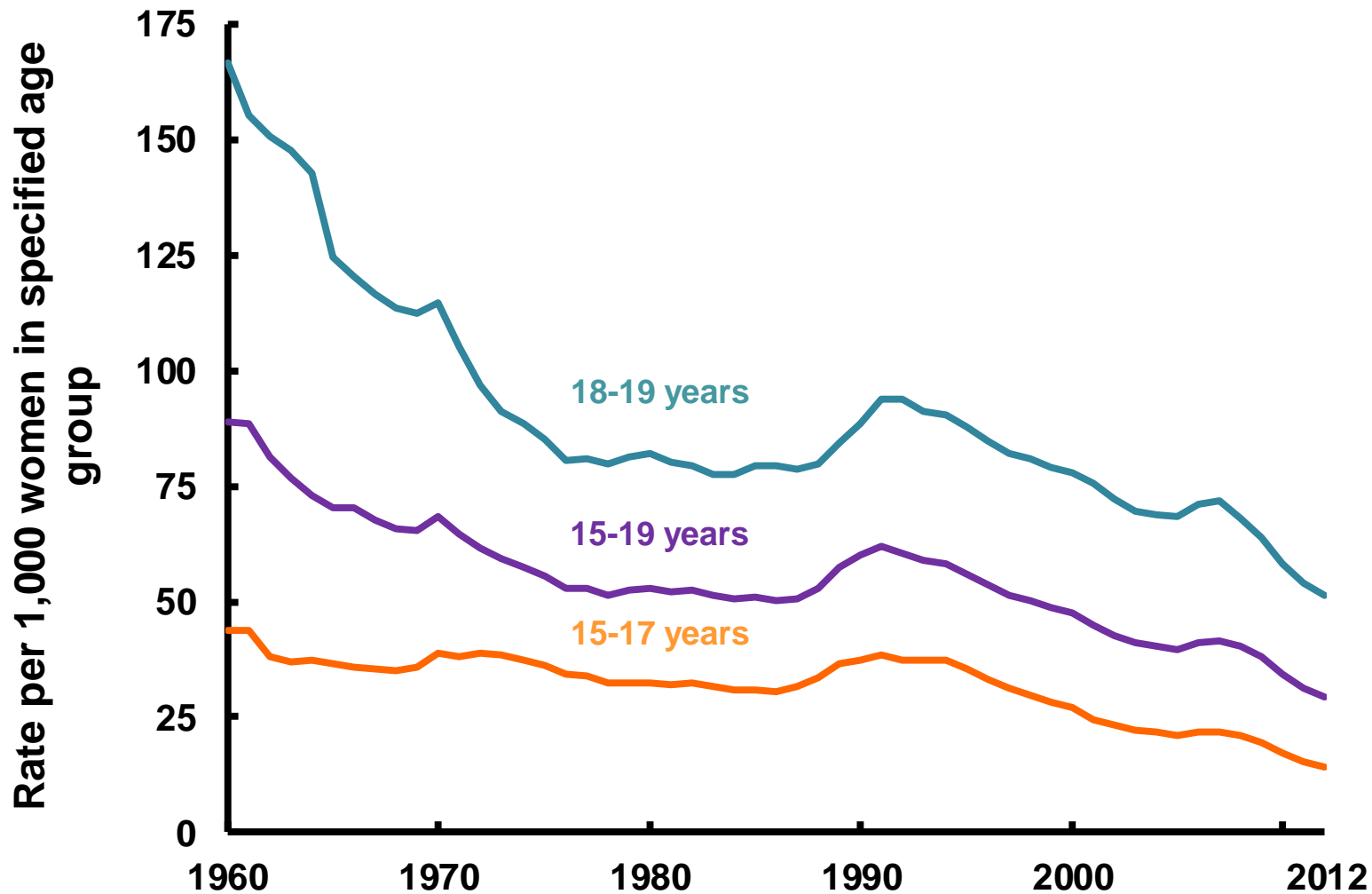
Live births and general fertility rates: United States, final 1920-2011 and preliminary 2012



NOTES: Beginning with 1959, trend lines are based on registered live births; trend lines for 1920-1958 are based on live births adjusted for underregistration.

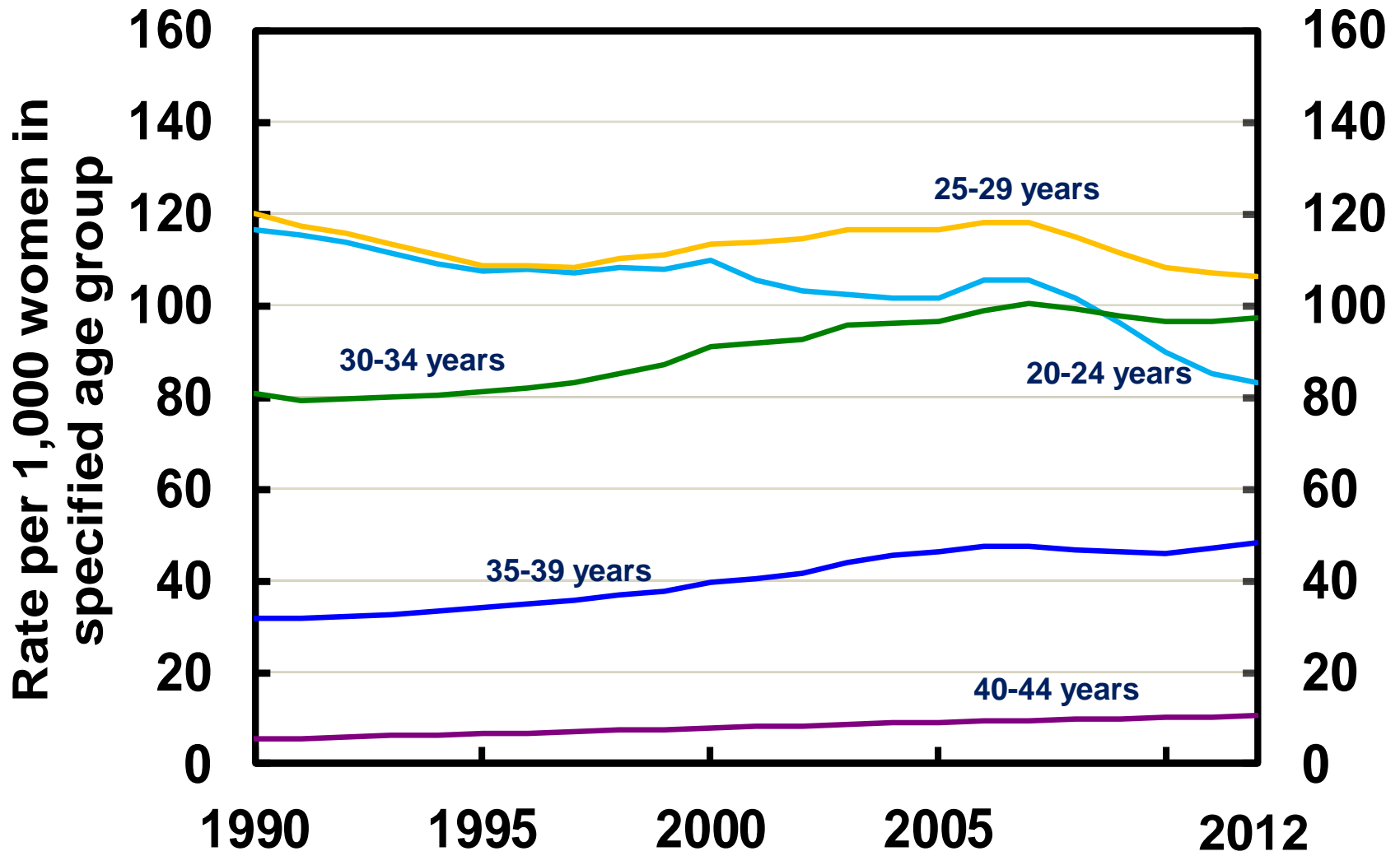
SOURCE: CDC/NCHS, National Vital Statistics System.

Birth rates for teenagers aged 15-19 years, by age of mother: United States, final 1960-2011 and preliminary 2012



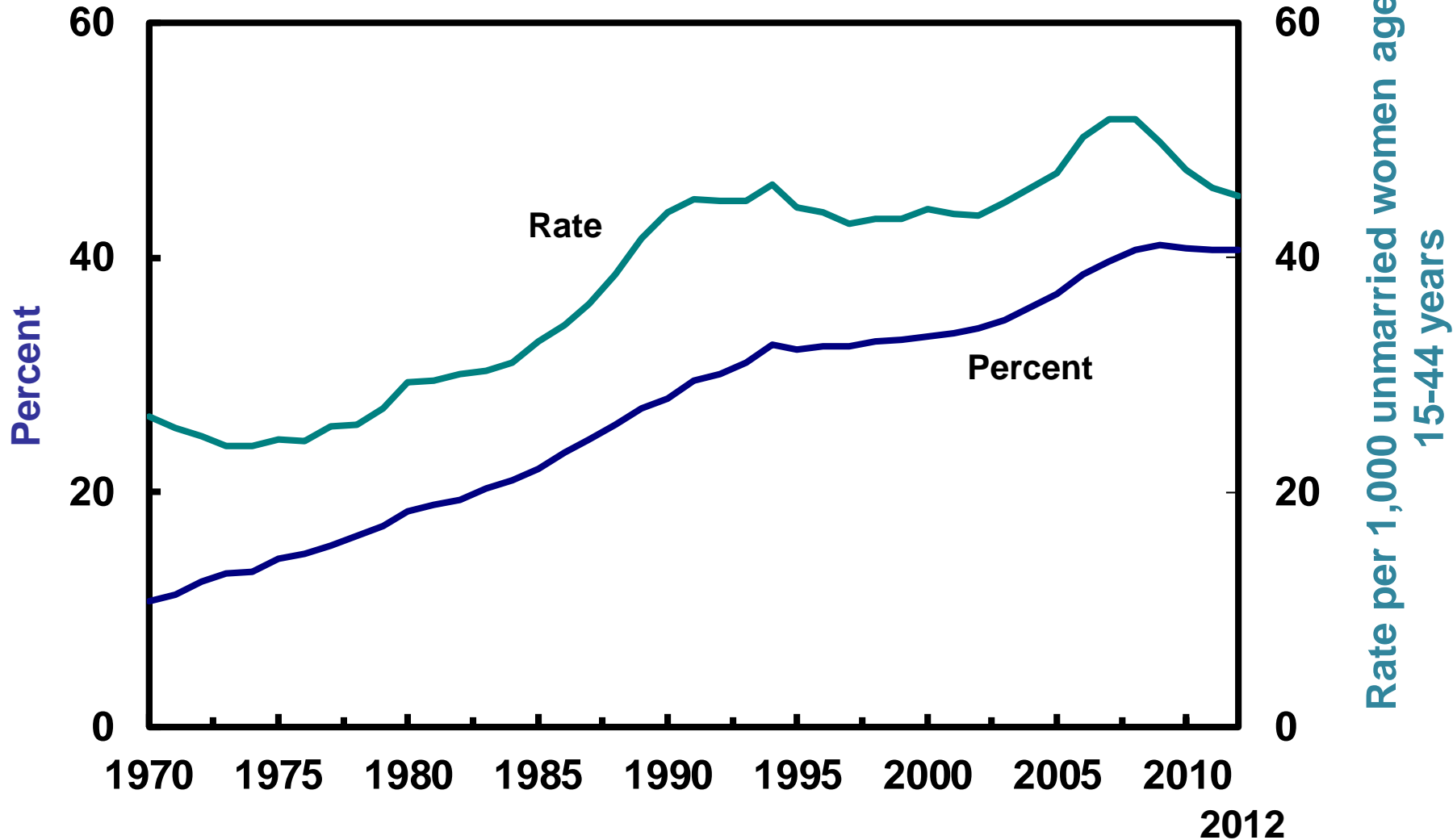
SOURCE: CDC/NCHS, National Vital Statistics System.

Birth rates, by selected age of mother: United States, final 1990-2011 and preliminary 2012



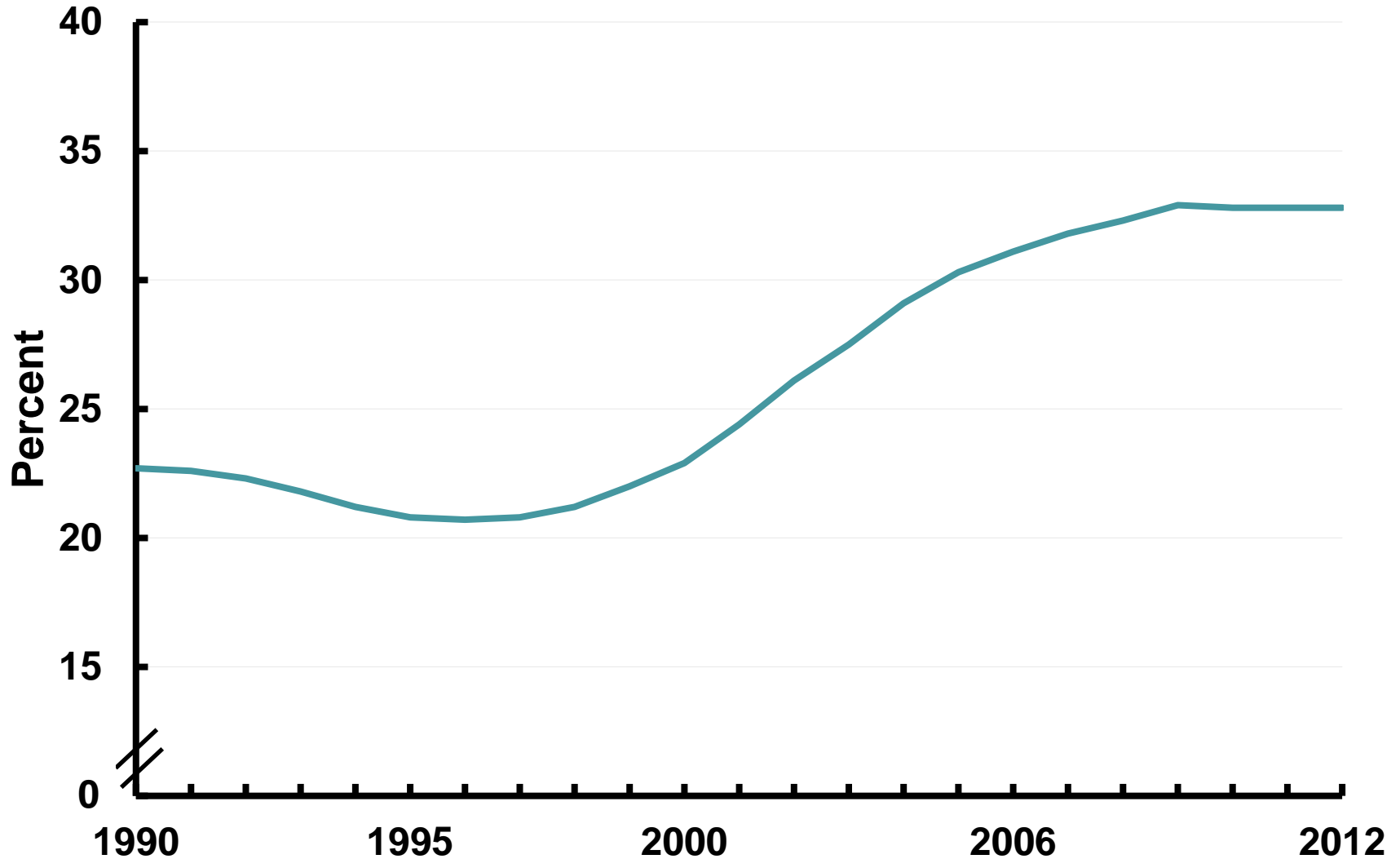
SOURCE: CDC/NCHS, National Vital Statistics System.

Percent of births to and birth rate for unmarried women: United States, final 1970-2011 and preliminary 2012



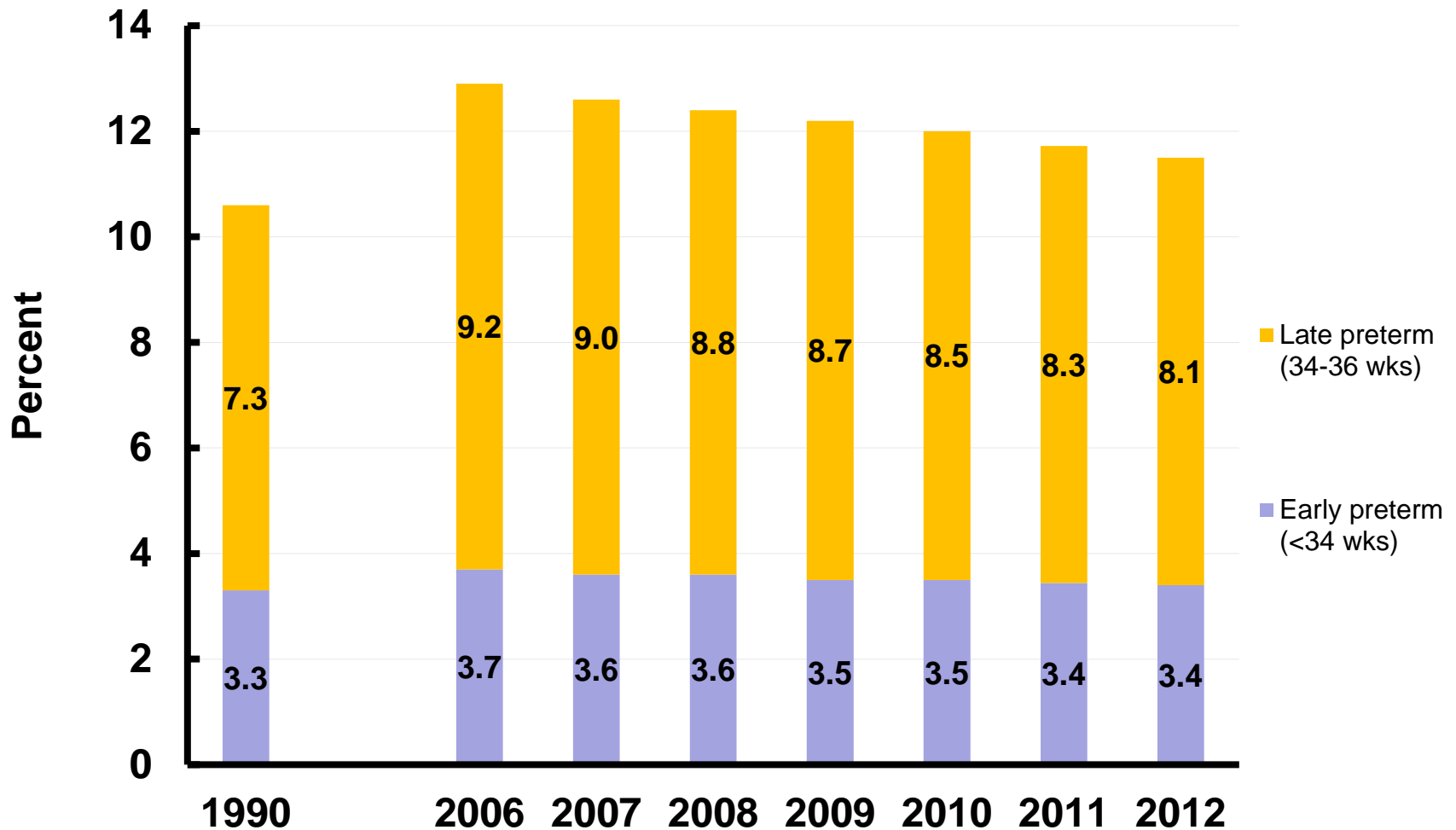
SOURCE: CDC/NCHS, National Vital Statistics System.

Cesarean delivery rate: United States, final 1990-2011 and preliminary 2012



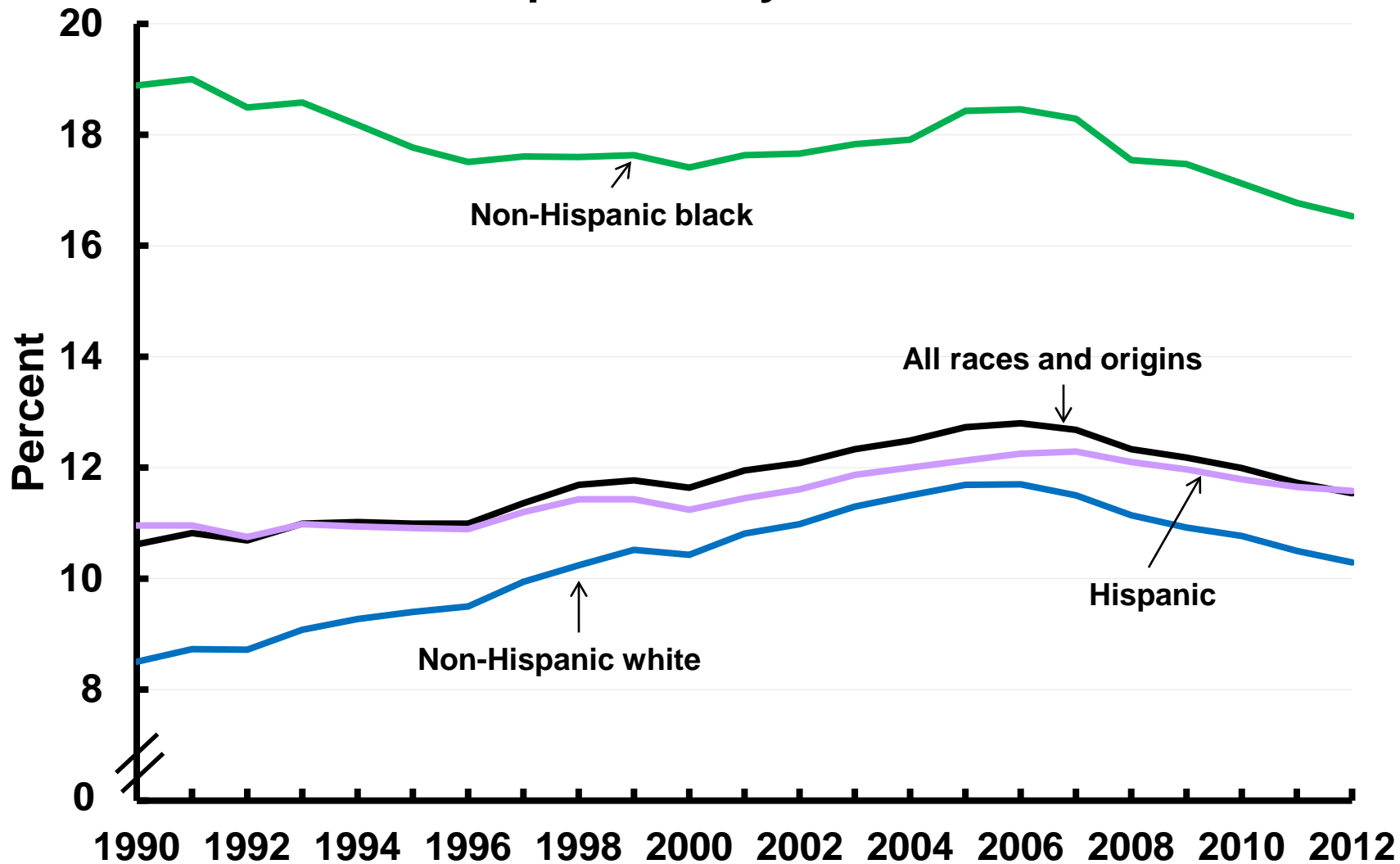
SOURCE: CDC/NCHS, National Vital Statistics System.

Births at less than 37 weeks of gestation: United States, final 1990 and 2006-2011 and preliminary 2012



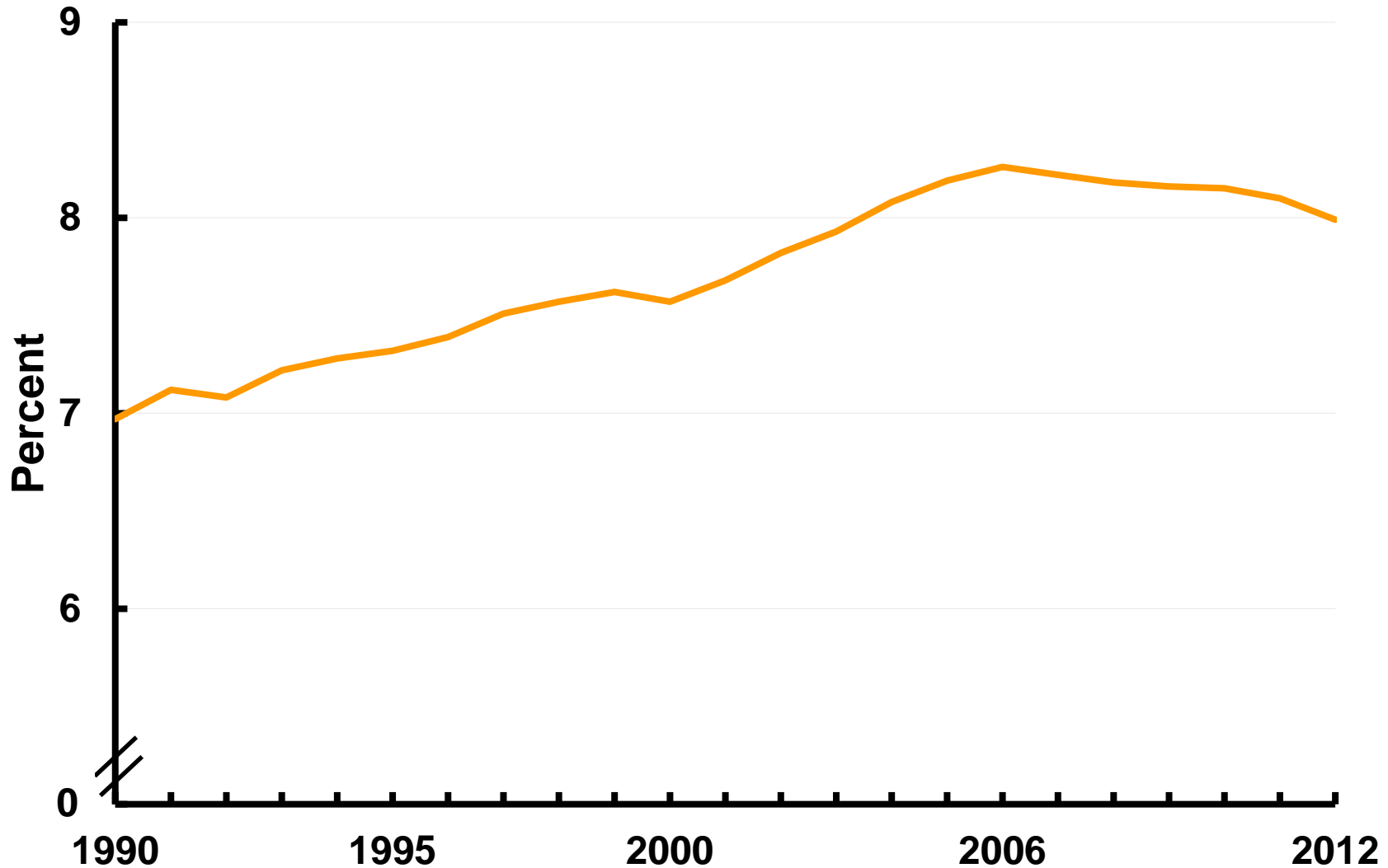
SOURCE: CDC/NCHS, National Vital Statistics System.

Preterm birth rates, by race and Hispanic origin of mother: United States, final 1990-2011 and preliminary 2012



SOURCE: CDC/NCHS, National Vital Statistics System.

Low birthweight rate: United States, final 1990-2011 and preliminary 2012



SOURCE: CDC/NCHS, National Vital Statistics System.

Summary of findings from *Births: Preliminary Data for 2012* :

- **The number of births for the United States was essentially unchanged from 2011 to 2012; the fertility rate declined only slightly.**
- **The birth rate for teenagers (age 15-19) declined in 2012, to yet another historic low for the nation.**
- **The cesarean delivery rate was unchanged in 2012 for the third straight year.**
- **The preterm birth rate for the sixth straight year in 2012.**
- **The low birthweight rate declined slightly in 2012.**

Recent and Upcoming Releases

Recent releases:

- ***Assessing the Quality of Medical and Health Data From the 2003 Birth Certificate Revision: Results From Two States.***
- ***Births: Final Data for 2011.***
- ***Changes in Cesarean Delivery Rates by Gestational Age: United States, 1996–2011.***
- ***Declines in State Teen Birth Rates by Race and Hispanic Origin.***
- ***Recent Declines in Infant Mortality in the United States, 2005–2011.***

Upcoming releases (by close of 2013):

- ***Pregnancy Rates for U.S. Women Continue to Drop.***
- ***Primary Cesarean Delivery Rates by State: Results from the Revised Birth Certificate, 2003 to 2012.***
- ***Infant Mortality Statistics from the 2010 Period Linked Birth/Infant Death Data Set.***
- ***Births: Final Data for 2012.***

Special reports:

- ***Selected Newly Revised Data from the Revised Birth Certificate, 2011.***
- ***Source of Payment for the Delivery: Births in a 33-State and District of Columbia Reporting Area, 2010: Birth Certificate Data Supplemented with National Trend Data from the National Hospital Discharge Survey (NHDS).***

Upcoming file releases:

- **2009-2011 birth data files** (re-released to include previously unreleased items new and exclusive to the *2003 U.S. Standard Certificate of Live Birth*, e.g., WIC, source of payment, infant breastfeeding).
- **2010 period linked birth-infant death data file.**
- **2008-2010 fetal death data files.**
- **2012 birth data file.**