

## Genomic Surveillance of Monkeypox Virus, Minas Gerais, Brazil, 2022

Natália R. Guimarães,<sup>1</sup> Luiz Marcelo R. Tomé,<sup>1</sup> Ludmila O. Lamounier,<sup>1</sup> Marcos Vinícius F. Silva,<sup>1</sup> Maurício T. Lima, Alana Vitor B. da Costa, Kelly Cristina M. Luiz, Ronaldo de Jesus, Gilliane de S. Trindade, Danilo B. Oliveira, Flávio G. da Fonseca, Ana Paula S.M. Fernandes, Jaqueline S. de Oliveira, Josiane B.P. Moura, Erna G. Kroon, Marta Giovanetti, Vagner Fonseca, Luiz Alcantara, Talita Emile R. Adelino, Felipe C. de Melo Iani

Author affiliations: Ezequiel Dias Foundation, Belo Horizonte, Brazil (N.R. Guimarães, L.M.R. Tomé, L.O. Lamounier, M.V.F. Silva, M.T. Lima, A.V.B. da Costa, K.C.M. Luiz, J.B.P. Moura, T.E.R. Adelino, F.C. de Melo Iani); Federal University of Minas Gerais, Belo Horizonte (L.M.R. Tomé, G.d.S. Trindade, F.G. da Fonseca, A.P.S.M. Fernandes, E.G. Kroon); Brazilian Ministry of Health, Distrito Federal, Brazil (R. de Jesus); Federal University of Vales do Jequitinhonha e Mucuri, Diamantina, Brazil (D.B. Oliveira); State Secretary of Health of Minas Gerais, Belo Horizonte (J.S. de Oliveira); University of Campus Bio-Medico, Rome, Italy (M. Giovanetti); Instituto Rene Rachou, Fundação Oswaldo Cruz, Belo Horizonte (M. Giovanetti, L. Alcantara); Pan American Health Organization, Distrito Federal, Brazil (V. Fonseca)

DOI: <https://doi.org/10.3201/eid2906.230113>

Phylogenetic analysis of 34 monkeypox virus genome sequences isolated from patients in Minas Gerais, Brazil, revealed initial importation events in early June 2022, then community transmission within the state. All generated genomes belonged to the B.1 lineage responsible for a global mpox outbreak. These findings can inform public health measures.

**H**uman mpox (formerly monkeypox) is an emerging zoonotic disease caused by monkeypox virus (MPXV) (1,2). Since the 1970s, mpox outbreaks in humans have occurred sporadically, mainly in Africa (3). In early May 2022, mpox emerged worldwide, and case numbers increased substantially (4). On July 23, 2022, the World Health Organization (WHO) declared the mpox outbreak a Public Health Emergency of International Concern (5).

Genomic surveillance might be considered a fundamental approach to tracking circulating

strains and investigating viral spread (6–8). By October 2022, Brazil had reported 12,378 mpox cases, and the state of Minas Gerais, located in southeast Brazil, reported a total of 838 cases through epidemiologic week 41 (9).

We selected 34 human MPXV-positive samples collected in Minas Gerais during June–September 2022 for whole-genome sequencing at the Central Laboratory of Public Health of Minas Gerais. The selected samples had cycle threshold values  $\leq 30$  and available epidemiologic patient data. The study was approved by the research ethics committee of the Ezequiel Dias Foundation (approval no. 62702222.6.0000.9507).

We extracted viral DNA from lesion exudate and sequenced with the Ion Torrent PGM platform (Thermo Fisher Scientific, <https://www.thermo-fisher.com>) using a set of MPXV-specific primers designed for this study by using the primalscheme platform version 1.3.2 (<https://pypi.org/project/primalscheme>) (Appendix Table 1, <https://wwwnc.cdc.gov/EID/article/29/6/22-0113-App1.pdf>). We used the MPXV reference genome (GenBank accession no. NC\_063383.1) to perform genome assembly by using Burrows-Wheeler Aligner version 0.7.17 (<https://github.com/lh3/bwa>), SAMtools version 1.11 (<https://github.com/samtools>), and iVar version 1.0 (<https://github.com/andersen-lab/ivar>). We used Nextclade version 2.8.1 (Nextstrain, <https://clades.nextstrain.org>) to assess genome quality and classification.

We used MAFFT version 7.310 (<https://mafft.cbrc.jp>) to align the 34 genomes obtained from this study with an additional 218 MPXV genomes collected from GISAID (<https://www.gisaid.org>) until October 3, 2022 (Appendix Table 2). We used BEAST version 1.10.4 (<https://beast.community>) to infer the Bayesian phylogeny. The Brazilian Ministry of Health Notifiable Diseases Information System provided weekly notified cases of MPXV infection in Minas Gerais.

Epidemiologic data revealed that the highest number ( $n = 112$ ) of MPXV cases in Minas Gerais were reported during epidemiologic week 31 (Appendix Figure 1). The data also highlight that the metropolitan region of Belo Horizonte had the highest concentration ( $n = 608$ ) of confirmed cases during June–September (Appendix Figure 2).

Using patients' clinical records, we found that 55.9% (19/34) were HIV-positive and 23.5% (8/34) reported active sexually transmitted infection. Among the screened samples, 33 were from male patients and 1 was from a female patient; patients were 22–46 (mean 32.5)

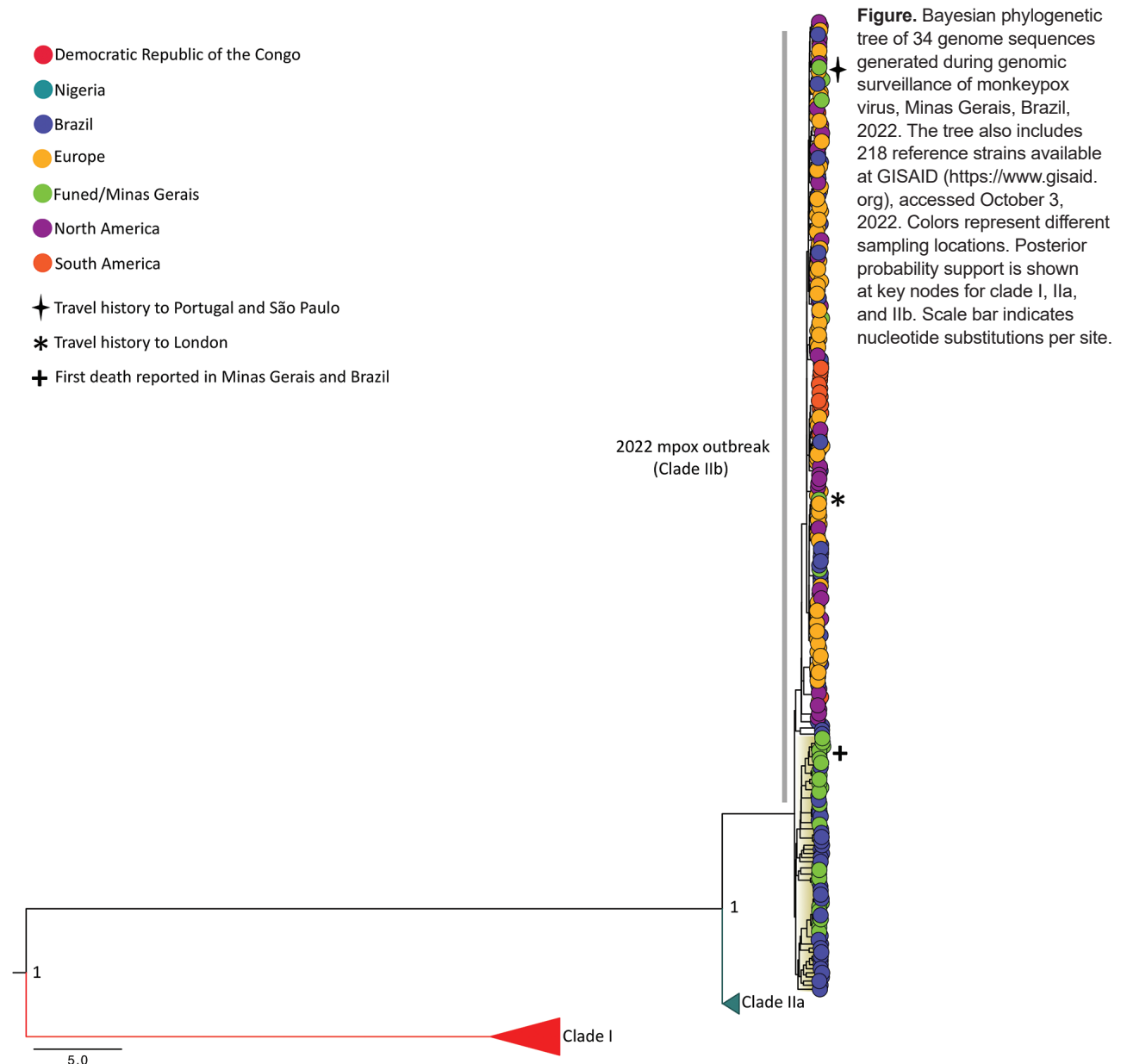
<sup>1</sup>These authors contributed equally to this article.

years of age. The most frequent signs and symptoms were rash (34/34, 100%), lymphadenopathy (22/34, 64.7%), and fever (21/34, 61.8%) (Appendix Figure 3). Among mpox patients, 17 reported no travel history, 15 reported travel history to the state of São Paulo, Brazil, and 1 each reported travel to London and to Portugal.

Using the Ion Torrent PGM platform, we obtained a total number of 34 MPXV genome sequences. Genome coverage was 76.2%–97.5% (mean 87%) and had an average depth of 391 × (Table). All the genomes generated in this study belonged to lineages B.1 (n = 13), B.1.1 (n = 19), B.1.2 (n = 1), and B.1.9 (n = 1), which are lineages responsible for the 2022 outbreak (7,8).

Our phylogenetic reconstruction revealed that all genomes from the 2022 mpox outbreak grouped together (Figure). Most of the genomes we obtained from Minas Gerais grouped with MPXV genomes isolated from other regions of Brazil (Figure). Our phylogenetic reconstruction revealed that the first mpox case reported in Minas Gerais, isolated from a patient with a travel history to London, UK (GISAID accession no. EPI\_ISL\_13780332), grouped with a genome sequence from the United Kingdom (GISAID accession no. EPI\_ISL\_14439774).

We also sequenced a sample from the first confirmed mpox death in Brazil, which was reported in late July 2022. That sample was collected from



**Table.** Summary statistics of assembled genomes from genomic surveillance of monkeypox virus, Minas Gerais, Brazil, 2022\*

Sample ID	Collection date	Mapped reads	Mean read depth	Coverage, %	Lineage	GISAID ID
311257928†	2022 Jun 28	241,791	208.5	90.3	B.1	EPI_ISL_13780332
311261010	2022 Jul 1	520,016	473.6	86.5	B.1.1	EPI_ISL_16650224
311261273	2022 Jul 1	478,258	447.8	90.7	B.1	EPI_ISL_16650225
311261816	2022 Jul 4	318,530	244.3	84.9	B.1	EPI_ISL_16650230
311261841	2022 Jul 4	388,417	347.0	93.5	B.1	EPI_ISL_16650229
311262116‡	2022 Jul 4	334,589	234.4	83.3	B.1	EPI_ISL_16650231
311262133	2022 Jul 4	362,965	331.9	85.3	B.1.1	EPI_ISL_16650228
311262224	2022 Jul 4	449,397	420.0	91.4	B.1	EPI_ISL_16650226
311262265	2022 Jul 4	427,206	399.6	93.6	B.1.1	EPI_ISL_16650227
311262687	2022 Jul 5	353,768	282.2	76.2	B.1.1	EPI_ISL_16650233
311262723	2022 Jul 5	342,256	266.3	81.8	B.1	EPI_ISL_16650234
311263370	2022 Jul 5	388,951	308.5	80.5	B.1.1	EPI_ISL_16650232
311265338	2022 Jul 5	344,341	299.7	82.5	B.1.1	EPI_ISL_16650238
311263885	2022 Jul 6	296,827	256.8	78.4	B.1	EPI_ISL_16650236
311263902	2022 Jul 6	394,450	332.8	79.2	B.1.1	EPI_ISL_16650235
311264859	2022 Jul 7	393,675	342.8	81.0	B.1.1	EPI_ISL_16650237
311266133	2022 Jul 8	345,305	290.7	79.1	B.1.1	EPI_ISL_16650239
311266186	2022 Jul 8	354,920	274.4	87.8	B.1	EPI_ISL_16650240
311266233	2022 Jul 8	284,916	239.2	82.9	B.1.1	EPI_ISL_16650241
311266796	2022 Jul 11	384,836	358.5	82.2	B.1.9	EPI_ISL_16650243
311267285	2022 Jul 11	351,311	325.0	79.4	B.1.1	EPI_ISL_16650242
311267311	2022 Jul 11	341,773	320.4	81.0	B.1.1	EPI_ISL_16650244
311267938	2022 Jul 12	330,526	300.1	77.1	B.1.1	EPI_ISL_16650245
311271087§	2022 Jul 15	581,432	594.2	97.5	B.1.1	EPI_ISL_16650246
311283035	2022 Aug 5	590,550	584.0	96.3	B.1	EPI_ISL_16650248
311287351	2022 Aug 12	565,565	557.1	96.5	B.1.1	EPI_ISL_16650247
311288391	2022 Aug 15	533,148	528.6	97.1	B.1.1	EPI_ISL_16650249
311291580	2022 Aug 22	520,820	554.3	91.7	B.1	EPI_ISL_16650262
311294876	2022 Aug 26	567,700	528.8	97.0	B.1	EPI_ISL_16650251
311297067	2022 Aug 31	539,498	454.0	94.7	B.1.2	EPI_ISL_16650253
311300630	2022 Sep 8	532,582	549.0	88.9	B.1.1	EPI_ISL_16650258
311300699	2022 Sep 8	476,181	514.3	82.5	B.1	EPI_ISL_16650255
311303564	2022 Sep 13	533,191	563.8	95.9	B.1.1	EPI_ISL_16650260
311309205	2022 Sep 26	546,501	564.2	92.9	B.1.1	EPI_ISL_16650265

\*Genome assembly performed by using Burrows-Wheeler Aligner version 0.7.17 (<https://github.com/lh3/bwa>) and iVar version 1.0 (<https://github.com/andersen-lab/ivar>) pipeline and lineage ID was assigned to each genome by using Nextclade version 2.8.1 (Nextstrain, <https://clades.nextstrain.org>). GISAID, <https://www.gisaid.org>. ID, identification.

†First confirmed mpox case in Minas Gerais; patient had travel history to London, UK.

‡Patient had travel history to Portugal and São Paulo, Brazil.

§First mpox death reported in Minas Gerais.

a patient who resided in Minas Gerais and was in treatment for diffuse large B-cell lymphoma and HIV (10). The genome from that patient's sample belonged to the B.1.1 lineage, and in our phylogenetic reconstruction, it clustered with genome sequences isolated from Minas Gerais and from other states in Brazil.

Overall, our data revealed that an mpox case detected in Minas Gerais in early 2022 was related to a likely importation event, probably associated with a traveler returning from the United Kingdom, and then sustained MPXV community transmission. The first confirmed death reported in Minas Gerais was associated with a local MPXV infection described in a patient who reported several underlying conditions. These results contribute to genomic MPXV surveillance in Minas Gerais and increase the number of genome sequences from this virus available in GISAID. These findings and the available data can help

future studies aiming to improve diagnostic protocols and vaccine development.

### Acknowledgments

We thank all authors who have kindly deposited and shared genome data on GISAID (Appendix Table 2).

This study was financed by the Central Public Health Laboratory of Minas Gerais (Ezequiel Dias Foundation), the Brazilian Ministry of Health (grant no. SCON2021-00180), Pan American Health Organization PAHO/WHO and the National Institutes of Health (grant no. U01 AI151698) for the United World Arbovirus Research Network (UWARN). M.G. is funded by PON Ricerca e Innovazione (Research and Innovation) 2014-2020. Laboratório de Vírus and CT-Vacinas received funding from the Ministry of Science, Technology and Innovation, Brazil. G.d.S.T. is a researcher with the National Council for Scientific and Technological Development (CNPq), Brazil.

## About the Author

Dr. Guimarães is a research scientist and analyst at the Ezequiel Dias Foundation. Her research interests and work include the molecular diagnosis and sequencing of SARS-CoV-2, monkeypox virus, and arboviruses, including dengue, Zika, chikungunya, and yellow fever viruses, and other pathogens of importance to public health.

## References

1. McCollum AM, Damon IK. Human monkeypox. *Clin Infect Dis*. 2014;58:260–7. <https://doi.org/10.1093/cid/cit703>
2. Essbauer S, Pfeiffer M, Meyer H. Zoonotic poxviruses. *Vet Microbiol*. 2010;140:229–36. <https://doi.org/10.1016/j.vetmic.2009.08.026>
3. Mauldin MR, McCollum AM, Nakazawa YJ, Mandra A, Whitehouse ER, Davidson W, et al. Exportation of monkeypox virus from the African continent. *J Infect Dis*. 2022;225:1367–76. <https://doi.org/10.1093/infdis/jiaa559>
4. Minhaj FS, Ogale YP, Whitehill F, Schultz J, Foote M, Davidson W, et al.; Monkeypox Response Team 2022. Monkeypox outbreak – nine states, May 2022. *MMWR Morb Mortal Wkly Rep*. 2022;71:764–9. <https://doi.org/10.15585/mmwr.mm7123e1>
5. Pan American Health Organization (PAHO). Mpox [cited 2023 Mar 10]. <https://www.paho.org/en/monkeypox>
6. World Health Organization (WHO). Global genomic surveillance strategy for pathogens with pandemic and epidemic potential, 2022–2032 [cited 2023 Mar 2]. <https://www.who.int/publications/i/item/9789240046979>
7. Isidro J, Borges V, Pinto M, Sobral D, Santos JD, Nunes A, et al. Phylogenomic characterization and signs of microevolution in the 2022 multi-country outbreak of monkeypox virus. *Nat Med*. 2022;28:1569–72. <https://doi.org/10.1038/s41591-022-01907-y>
8. Roychoudhury P, Sereewit J, Xie H, Nunley E, Bakhsh SM, Lieberman NAP, et al. Genomic analysis of early monkeypox virus outbreak strains, Washington, USA. *Emerg Infect Dis*. 2023;29:644–6. <https://doi.org/10.3201/eid2903.221446>
9. Ministry of Health. Notifiable Diseases Information System – SINAN [in Portuguese] [cited 2023 Mar 10]. <http://portalsinan.saude.gov.br>
10. Menezes YR, Miranda AB. Severe disseminated clinical presentation of monkeypox virus infection in an immunosuppressed patient: first death report in Brazil. *Rev Soc Bras Med Trop*. 2022;55:e0392-2022. <https://doi.org/10.1590/0037-8682-0392-2022>

Address for correspondence: Felipe Campos de Melo Iani, Ezequiel Dias Foundation, Rua Conde Pereira Carneiro, 80 – Gameleira, Belo Horizonte 30510-010, Brazil; email: [felipe.iani@funed.mg.gov.br](mailto:felipe.iani@funed.mg.gov.br)

## Antimicrobial-Resistant Infections after Turkey/Syria Earthquakes, 2023

Anthony Rizk, Antoine Abou Fayad, Louis-Patrick Haraoui

Author affiliations: Geneva Graduate Institute, Geneva, Switzerland (A. Rizk); American University of Beirut, Beirut, Lebanon (A. Abou Fayad); Université de Sherbrooke, Sherbrooke, Québec, Canada (L.-P. Haraoui)

DOI: <https://doi.org/10.3201/eid2906.230316>

Increased rates of multidrug-resistant microbes have been reported after earthquakes. After the 2023 earthquakes in Turkey and Syria, the number of associated highly drug-resistant pathogens and nosocomial transmission will probably surge in hospitals treating injured patients. It is not too late to act to prevent antimicrobial-resistant infections from compounding these tragedies.

The 2023 earthquakes that affected Turkey and Syria, with Kahramanmaraş Province in Turkey at their epicenter, measured 7.8 and 7.5 on the Richter scale. The effects were devastating, making these the strongest earthquakes in Turkey since 1939. Combined with their multiple aftershocks, the earthquakes caused >50,000 deaths and severely damaged or collapsed >170,000 buildings (<https://www.aljazeera.com/news/2023/2/25/death-toll-climbs-above-50000-after-turkey-syria-earthquakes>). In their wake, the earthquakes left a growing humanitarian crisis. If previous experiences are any indication, we can also expect hospitals caring for the injured and wounded to struggle with highly antimicrobial-resistant infections, many of which will lead to excess illnesses and deaths.

Multidrug resistant microbes have often been reported after earthquakes and other natural disasters. Medical literature on earthquake-associated injuries, going as far back as the Marmara, Turkey, earthquake of 1999 (1), have consistently shown highly resistant microbial strains emerging in hospital settings and causing hospital-acquired infections in trauma patients. Antimicrobial-resistant *Acinetobacter baumannii* has been identified in disproportionately high rates from infections associated with large-scale earthquakes in Southeast Asia in 2004; northern Pakistan in 2005; Wenchuan, China, in 2008; central Italy in 2009; and Haiti in 2010 (Appendix, <https://wwwnc.cdc.gov/EID/article/29/6/23-0316-App1.pdf>).



*EID cannot ensure accessibility for supplementary materials supplied by authors. Readers who have difficulty accessing supplementary content should contact the authors for assistance.*

# Genomic Surveillance of Monkeypox Virus, Minas Gerais, Brazil

## Appendix

**Appendix Table 1.** Set of monkeypox virus–specific primers designed to generate complete genomes ([https://github.com/genomicsurveillance/MPXV\\_Primer\\_Schemes](https://github.com/genomicsurveillance/MPXV_Primer_Schemes)).

Primer name	Pool no.	Sequence
monkeypox_1_LEFT	1	AAAAATGTGTGACCCACGACCG
monkeypox_1_RIGHT	1	AGCAACTTCAGGATTCTTTACAGGA
monkeypox_2_LEFT	2	GCCCACTAGAGTTACCGTCTCT
monkeypox_2_RIGHT	2	GCTCTTTTATCTCGAGGAGCCG
monkeypox_3_LEFT	1	TGAGAGAGCGACTTCCATATCCT
monkeypox_3_RIGHT	1	TGTGGTATCCCAGATGAAAATGATGT
monkeypox_4_LEFT	2	TACTGCGTTGACATTTGCTCCA
monkeypox_4_RIGHT	2	AACGTTACACACAAGGGAGTCG
monkeypox_5_LEFT	1	TGTAACCTCGTCGTACAGCGTT
monkeypox_5_RIGHT	1	GTGTCCTCCTCTTATAACATCGT
monkeypox_6_LEFT	2	GTCTGTAGACCTTTATCGTCGTACA
monkeypox_6_RIGHT	2	ACCTACATTTCTAATCTTCGGTATACCA
monkeypox_7_LEFT	1	CATACGTTCCACACATCCGGAA
monkeypox_7_RIGHT	1	ACACGCATACCTTTTCAATGAGC
monkeypox_8_LEFT	2	GTAGCTTCTAGTAGAGCCATCGC
monkeypox_8_RIGHT	2	TTGACAAATGCGATATTAACGGGA
monkeypox_9_LEFT	1	TGTATCATGGGCAGATAATAGTTTATCCA
monkeypox_9_RIGHT	1	TGGGTATACAACACGAATTCGACA
monkeypox_10_LEFT	2	CTTTGACCTCGTCGATTTCCGA
monkeypox_10_RIGHT	2	GCTTTGTCGATATATGCATGGATCA
monkeypox_11_LEFT	1	GTAAAGACAGTACACGGTCCG
monkeypox_11_RIGHT	1	AGACATCTCAAAAATCTTACAGATGATGA
monkeypox_12_LEFT	2	ATGGCAAATCTAACTGCGGGTT
monkeypox_12_RIGHT	2	AATCTTTTACTTCCATCAACGGATGT
monkeypox_13_LEFT	1	GGATCCCACTTCAACAGCCATC
monkeypox_13_RIGHT	1	TCCCTTCTCTTCAATCCGGACA
monkeypox_14_LEFT	2	AGTCTGAGTTCCCTCGTTTTGCT
monkeypox_14_RIGHT	2	GTCGCTATTGTCTGCATCAGGT
monkeypox_15_LEFT	1	ACACACAGTACTATCGACGAAACT
monkeypox_15_RIGHT	1	TCCGGATAATACAATCGCAGTGA
monkeypox_16_LEFT	2	GCCGAAATTCGTACCCACTTCA
monkeypox_16_RIGHT	2	AGGGTTTGGGTGTAAGATTGGC
monkeypox_17_LEFT	1	TATTCACGCGTGCTATGGATGG
monkeypox_17_RIGHT	1	TGTCATTAAGTGGTATATGAGGCCA
monkeypox_18_LEFT	2	ACTTGATGATTTGCGTGGTTGT
monkeypox_18_RIGHT	2	TGATAATGCATCTTCCGTGCC
monkeypox_19_LEFT	1	TTGTATATCGCTATCGCCGCAA
monkeypox_19_RIGHT	1	CGATTGCCGTATTACGATCCGT
monkeypox_20_LEFT	2	GATCCCTCCATTATCGCGATCG
monkeypox_20_RIGHT	2	TGTTGCCAATGATTCAATCCCT
monkeypox_21_LEFT	1	CGTTTATCTTTTTGTTGGAAAAAGGATGA
monkeypox_21_RIGHT	1	TCCGAGAATACTGGAATGGGGA
monkeypox_22_LEFT	2	GACGTCTGCAGGGTATTGTT
monkeypox_22_RIGHT	2	GCCAGTTAGCACTGCGTATCAT
monkeypox_23_LEFT	1	GTGTAGTGGGAACTATGGCCAA
monkeypox_23_RIGHT	1	ACAATTTTGGAAAGTGTGATGCA
monkeypox_24_LEFT	2	ATCCAATTGAGAAGCGCATTTAGT
monkeypox_24_RIGHT	2	ACGTCGCTGTAATAGACAAGGC

Primer name	Pool no.	Sequence
monkeypox_25_LEFT	1	TGAAGAATATCTATATCACCGTACCGT
monkeypox_25_RIGHT	1	AGACATCACAAAGACAGAGTTGGA
monkeypox_26_LEFT	2	AGAGATGTAACGGGAACAGGGT
monkeypox_26_RIGHT	2	TTAGACACGCGTGTAGAGATTGT
monkeypox_27_LEFT	1	CATCATCCTCTGGTGGTTCGTC
monkeypox_27_RIGHT	1	ATGGGTTCCCCTCCGTGAAATA
monkeypox_28_LEFT	2	CGGTTTTACGACACGCATTGGA
monkeypox_28_RIGHT	2	AACAGACGCGTTACATTGCCTA
monkeypox_29_LEFT	1	AGTTCTCCAGAAACGCAACAATG
monkeypox_29_RIGHT	1	AGCGTGTATGGAGATACCGACT
monkeypox_30_LEFT	2	TTTGAATTGACGATGCCGAGT
monkeypox_30_RIGHT	2	CGATCCACGTAACCTGTTTCGCT
monkeypox_31_LEFT	1	ACATCCTCTATCGACGGCTTCT
monkeypox_31_RIGHT	1	TGCTGTCTGTAATTGCTCCAGA
monkeypox_32_LEFT	2	CAATGGACCCCAACATCGTTGA
monkeypox_32_RIGHT	2	AGCGTTTGTCTTCTGTAGTTGGT
monkeypox_33_LEFT	1	CCAGTGCCTTTCTACAAAAAGGA
monkeypox_33_RIGHT	1	TCCACTTTTATTATGTTGGAAGGAGAGA
monkeypox_34_LEFT	2	TTCCGCCGAAAGACTATGCAAA
monkeypox_34_RIGHT	2	GGAAACAACCGGCCTGGAGTTA
monkeypox_35_LEFT	1	CGAACTCGTCTCCCCAACATT
monkeypox_35_RIGHT	1	TTTCGTTTTTCCCATTCGATACAGA
monkeypox_36_LEFT	2	TGACGCTAGTGGAAATTGAAGATTCT
monkeypox_36_RIGHT	2	TGTAAGAGAATACATTAACGCAGTTTGG
monkeypox_37_LEFT	1	ACTTTGCCAGCGGTTGTAGATT
monkeypox_37_RIGHT	1	TCCCGTCTCTCAAAGTTATCCA
monkeypox_38_LEFT	2	TCTAACACTCCCCGAAGATTTGT
monkeypox_38_RIGHT	2	GGAGTCAGACGCAATCAGAACA
monkeypox_39_LEFT	1	GCCTCCGCTAAGAAACGTTAGT
monkeypox_39_RIGHT	1	AAAAAGGGTTACATGTCCTCCCT
monkeypox_40_LEFT	2	ACTGCTGGAAAAATAATCACTGACG
monkeypox_40_RIGHT	2	AACAACGGAGGAGTAGTTATGCA
monkeypox_41_LEFT	1	TGCCGGTATTGATACATCGTCT
monkeypox_41_RIGHT	1	TGACTCTCTTTTTGAATCCTCGTAGT
monkeypox_42_LEFT	2	TTAGTCAGCATCAGCATTGGC
monkeypox_42_RIGHT	2	TGGTGGATGTGAACAGCATACG
monkeypox_43_LEFT	1	GCCCCAGGATCTCCAACAATTT
monkeypox_43_RIGHT	1	GGCATAACCTCATTGTTAGGATCCA
monkeypox_44_LEFT	2	ACAAATGGTTATTGCTGGTGCA
monkeypox_44_RIGHT	2	AGTCGATGTAACACTTTCTACACACA
monkeypox_45_LEFT	1	TGGGACATTTCAACGTAGACCG
monkeypox_45_RIGHT	1	TCTGTGATTCCAAACGAGTAGCT
monkeypox_46_LEFT	2	GGTAACTGGAGTAGAGATAGCCGA
monkeypox_46_RIGHT	2	ACGCTGCTACGATTTTCATCTTGA
monkeypox_47_LEFT	1	CCCGGAATTGCCAACTCTCAA
monkeypox_47_RIGHT	1	CCTCGTCTCAATGAATGTCTCC
monkeypox_48_LEFT	2	TCCAGACATCACTCTTCGAAAAGA
monkeypox_48_RIGHT	2	ACAGGAACATTTGTTACCGCATTTA
monkeypox_49_LEFT	1	TATCTGCCGCAAGCTATTAGGC
monkeypox_49_RIGHT	1	CACTCTTAAATACGCCATCTCCGT
monkeypox_50_LEFT	2	TGGGTTCTAATGCCGATCTCTG
monkeypox_50_RIGHT	2	CGTAATTGACCACGCCATTACG
monkeypox_51_LEFT	1	AGTCCATTTAAAGTTACAAACAAGTAGGA
monkeypox_51_RIGHT	1	CCAGATATCGGAGTGAGGGTCA
monkeypox_52_LEFT	2	ATGACAGCTTTCTTCGGAGAGC
monkeypox_52_RIGHT	2	TGCTTTGATCTCTTAAATGTTGACT
monkeypox_53_LEFT	1	AGTGGGTATTAAGTCCGTTGTTGT
monkeypox_53_RIGHT	1	TGACCATTTGTCTGGTACTGA
monkeypox_54_LEFT	2	TGCTGGAAGACAAGTTAGATGGT
monkeypox_54_RIGHT	2	TGACCAGTGGTACCGTTGTAAG
monkeypox_55_LEFT	1	TGTAATGCAACCACCTCAGCAT
monkeypox_55_RIGHT	1	AAGCTACCAAGGCCAACAACAA
monkeypox_56_LEFT	2	AGGATATTTTCATCTCCGTAATATAGCC
monkeypox_56_RIGHT	2	AACGTCAACTCATGTGGTTCCA
monkeypox_57_LEFT	1	CCGTTTAGACTTTCTACGAACCAT
monkeypox_57_RIGHT	1	ACTGTTATATGTTTCATCACTTTCTCTT
monkeypox_58_LEFT	2	AAGAACTTCATTGCGATTCCAGG
monkeypox_58_RIGHT	2	GGGATGCTATTGCGGCTGATA
monkeypox_59_LEFT	1	TCTTGGTTAAACTCAGCCACCG

Primer name	Pool no.	Sequence
monkeypox_59_RIGHT	1	TGCCGACCGACATGTTAAACT
monkeypox_60_LEFT	2	GAACAGTTTATTGCGTGCGCTG
monkeypox_60_RIGHT	2	CTTTGATCGGTGGGGATGACTT
monkeypox_61_LEFT	1	GCACGTAACCGAATCTTCCCAT
monkeypox_61_RIGHT	1	TGGACCTTGGATGTACGATCCT
monkeypox_62_LEFT	2	TGAGGCAGCAATACTGAACCA
monkeypox_62_RIGHT	2	TTCAGGCCGAAACAACGATCT
monkeypox_63_LEFT	1	GCTATTGACCACGGCTTCCATT
monkeypox_63_RIGHT	1	ACACCATTTCTTCTGAAAGTTTGGT
monkeypox_64_LEFT	2	AGGCATCCAACATCGACATTCCG
monkeypox_64_RIGHT	2	ACATTTTTAGTTATTGCCATTAATGCCATG
monkeypox_65_LEFT	1	TCCCCAAAGGATCAATGCATGT
monkeypox_65_RIGHT	1	GGAAGTTCTGATTCCACAGCCA
monkeypox_66_LEFT	2	TCATCTGGCATTTTTAAATACCGTCA
monkeypox_66_RIGHT	2	GTTACCCAGAGTAGTCGGAGGT
monkeypox_67_LEFT	1	ATCAGCCATGAGCCTGAGTAGT
monkeypox_67_RIGHT	1	ACCACTTCATCCTCTAGCATCTG
monkeypox_68_LEFT	2	CGCCACCTCTACTTTTCGTAG
monkeypox_68_RIGHT	2	GCCGTTGCTGCTGTTAGTTATAAC
monkeypox_69_LEFT	1	GCGATTAGCACGCCAGAAAAAT
monkeypox_69_RIGHT	1	GGTTTGATTTTGTTCGTCTTGGC
monkeypox_70_LEFT	2	TAGACATTTCCACAGTGTGGCC
monkeypox_70_RIGHT	2	TGTATGACGTGTTCTGCCTGTC
monkeypox_71_LEFT	1	TTCCGTACCAACATCCTCCAGA
monkeypox_71_RIGHT	1	CTATGCGCCTTTCCCAATCAGA
monkeypox_72_LEFT	2	TGGAAACTTCAACCAGTTTCGTCT
monkeypox_72_RIGHT	2	ACGTGGCTAATGCGTCATAACT
monkeypox_73_LEFT	1	TTTGGTGCTGATCCTAAAGCC
monkeypox_73_RIGHT	1	CCAAGAATAGCTCTGGGTCAG
monkeypox_74_LEFT	2	AGACGACATGACATTCTCTGACA
monkeypox_74_RIGHT	2	AGAAACGTGATCGGTATCTTTTCGT
monkeypox_75_LEFT	1	CAGAGAGTTGTGGATGTTCCGGG
monkeypox_75_RIGHT	1	GGAACGAGAAATGCGGTCAGAA
monkeypox_76_LEFT	2	TACGAAGTCTGGACAGTCCCA
monkeypox_76_RIGHT	2	TGTAGAAGAGCCTGATCCTGTCA
monkeypox_77_LEFT	1	ACAGTAGGTAATGGCCATGGGA
monkeypox_77_RIGHT	1	CAGGCAGAAGTTGGACCCAATA
monkeypox_78_LEFT	2	ATTGCAAGATCGTCATCTCCGG
monkeypox_78_RIGHT	2	TGCTCCACTACTTGTCACTCCA
monkeypox_79_LEFT	1	GGGAATGTTATTTGTATTTTATAAGCCAAAGC
monkeypox_79_RIGHT	1	GCAAGCACTAGGCATCAGTTCT
monkeypox_80_LEFT	2	AGGATACATGGGGATCTGATGGT
monkeypox_80_RIGHT	2	TGCCGAATACAGGGAATATCTCC
monkeypox_81_LEFT	1	GCAAGTCAAATCCGTTTCATTGCA
monkeypox_81_RIGHT	1	TGTTGATATACCTCTGTACTTTTGTGGT
monkeypox_82_LEFT	2	TCCGATAACGAATGAAGTCTAGCA
monkeypox_82_RIGHT	2	GGGAATAACTTCACCCGGATT
monkeypox_83_LEFT	1	TGCTAATGTCAAGTTTATTCGAATAGATGT
monkeypox_83_RIGHT	1	GTATGGCCGAGCAACTGGTTAT
monkeypox_84_LEFT	2	CTATGCACAGCGTCATCATCGA
monkeypox_84_RIGHT	2	TGAGACTCCTTCATTGTGTTACAGA
monkeypox_85_LEFT	1	ACATGTTCTGCCGTAACCGATAG
monkeypox_85_RIGHT	1	AGCATCTACCATATTTTCTAGGTTATCCT
monkeypox_86_LEFT	2	CATGTGTAGATCAAACCTGGATAATCCA
monkeypox_86_RIGHT	2	CCATTTCGCTGTATGTGACTTGG
monkeypox_87_LEFT	1	CGACGATGAATCCGGTAAATGGA
monkeypox_87_RIGHT	1	TCTATGACATTTCCACATACACTAGTCT
monkeypox_88_LEFT	2	CTATGATAGGATTGTGTGCGTGG
monkeypox_88_RIGHT	2	TAACTCGACGGTACATGGTTGG
monkeypox_89_LEFT	1	ACTGTATCGATTTCTACATATACGCTGA
monkeypox_89_RIGHT	1	GTTCCGGAACTCTCGTCTGTTGT
monkeypox_90_LEFT	2	AGAAACTATTTCTGAGAAACCAGAGGA
monkeypox_90_RIGHT	2	GGCAAGATACCTCCCAACCATC
monkeypox_91_LEFT	1	GTCTAACGGCGAACATGTTCCA
monkeypox_91_RIGHT	1	ATGTGACACCCATTCTATCTGGA
monkeypox_92_LEFT	2	ACTTCCTGTTGTGCACTTTCTGC
monkeypox_92_RIGHT	2	TCACGAAAGAAGGATGTCTACCG
monkeypox_93_LEFT	1	ACTGCGTGTATGACCGATTATGA
monkeypox_93_RIGHT	1	TCTATCGTCGTTAAACGCGCTT

Primer name	Pool no.	Sequence
monkeypox_94_LEFT	2	ACGTGTTAAACAATGGGTGATGG
monkeypox_94_RIGHT	2	TCCCATGTTTCCTCTTCAGTC
monkeypox_95_LEFT	1	TTCTCGGTAGCACATCGAATGA
monkeypox_95_RIGHT	1	TCCGATAATCCATTTCTTACCATCGT
monkeypox_96_LEFT	2	AACATTAACAAGAATCATCCCAGTGAA
monkeypox_96_RIGHT	2	GTTGATGCACAGTCTGCCACTA
monkeypox_97_LEFT	1	AGCTACGTTTATCGATGTGCACA
monkeypox_97_RIGHT	1	TGATGCTAGGAATAGTAAACGCCA
monkeypox_98_LEFT	2	GGACACCGACGTCTTTTGGATA
monkeypox_98_RIGHT	2	AAATACAAAGTCGCCTCGGTGA
monkeypox_99_LEFT	1	CCGTCACAAGACCACAGGTTTA
monkeypox_99_RIGHT	1	GCTCCTCGATCTAATAAGTACTCAGC
monkeypox_100_LEFT	2	AGAGATCGAGTCATGCACGATT
monkeypox_100_RIGHT	2	ACTCGACAAATTGGTATCGTGTACA
monkeypox_101_LEFT	1	TGACGGATGGGAATTGGTAACG
monkeypox_101_RIGHT	1	GCACGACCTATAGTAAACCGTGA
monkeypox_102_LEFT	2	TTACATTCCCGTTATTCCGCC
monkeypox_102_RIGHT	2	TGTCGTCAGATCGTCTACGTCT
monkeypox_103_LEFT	1	TGAAGTCATTAACAACATAACTCTGACA
monkeypox_103_RIGHT	1	CTATGGGGCAAGCCACCTTTAG
monkeypox_104_LEFT	2	AAAATGTTTGACACCCGGTGAC
monkeypox_104_RIGHT	2	TCGAATGTGTAAGGAGGTTGCT
monkeypox_105_LEFT	1	TGCTGATAAACCACGTGCTTGT
monkeypox_105_RIGHT	1	TGTTACATTTTCATAGACACAACGA
monkeypox_106_LEFT	2	GACATGAATGGCGTCGCTTATC
monkeypox_106_RIGHT	2	AGGGTGAGATAGTCGTTCTCGT
monkeypox_107_LEFT	1	GCGAGTTGAAGGAGTTCTCGAA
monkeypox_107_RIGHT	1	AAGAGATCTTGCACAGAATTACAATTCT
monkeypox_108_LEFT	2	CCTTGAACCAATTTGTGATCCTGT
monkeypox_108_RIGHT	2	AGATGAATCGCTTCTCAGCTCG
monkeypox_109_LEFT	1	AACGGACCCATTGATGACTTT
monkeypox_109_RIGHT	1	TATTGCTGGTTACGACGGGTTT
monkeypox_110_LEFT	2	AGGAGCATCAGGGTGTAGAACA
monkeypox_110_RIGHT	2	TGATGCAATTGTCTGACAACCTAGA
monkeypox_111_LEFT	1	AGCAACTTCAGGATTCTTTACAGGA
monkeypox_111_RIGHT	1	AAAAATGTGTGACCCACGACCG

**Appendix Table 2.** Genomic sequences obtained from Global Initiative on Sharing Avian Influenza Data (GISAID - EpiPox™ database) used in a study of genomic surveillance of monkeypox virus, Minas Gerais, Brazil.

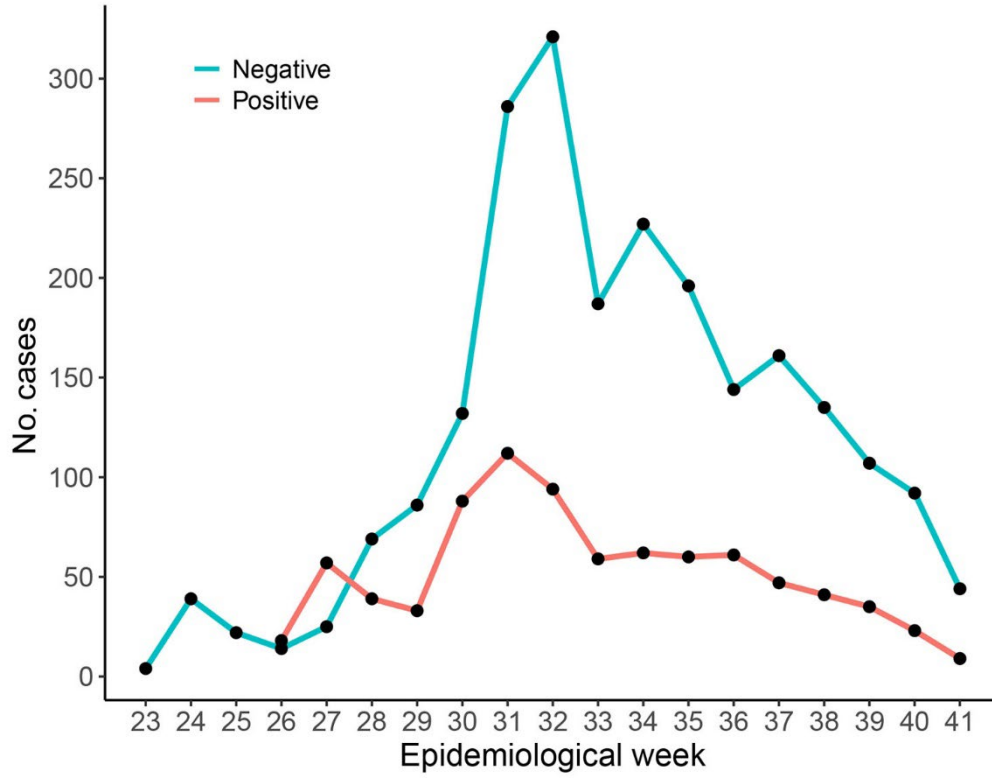
Sample no.	Virus name	Accession no.	Collection date
1	hMpxV/Austria/MUW_1527495/2022	EPI_ISL_13573943	2022-06-21
2	hMpxV/Austria/MUW_1525179/2022	EPI_ISL_13842269	2022-06-10
3	hMpxV/Austria/MUW-1533374/2022	EPI_ISL_14166709	2022-07-11
4	hMpxV/Austria/MUW-1532243/2022	EPI_ISL_14167574	2022-07-06
5	hMpxV/Austria/MUW-1533948/2022	EPI_ISL_14934116	2022-07-13
6	hMpxV/Austria/MUW-1538395/2022	EPI_ISL_14934140	2022-08-01
7	hMpxV/Austria/MUW-1539124/2022	EPI_ISL_14934382	2022-08-02
8	hMpxV/Austria/MUW-1540386/2022	EPI_ISL_14934478	2022-08-08
9	hMpxV/Belgium/UZ_Rega_1/2022	EPI_ISL_13052282	2022-05-19
10	hMpxV/Belgium/UZ_Rega_2/2022	EPI_ISL_13052283	2022-05-22
11	hMpxV/Belgium/UZ_REGA-3/2022	EPI_ISL_13537923	2022-05-22
12	hMpxV/Belgium/UZ_REGA-4/2022	EPI_ISL_13537924	2022-05-22
13	hMpxV/Belgium/UZ_REGA-5/2022	EPI_ISL_13537925	2022-05-22
14	hMpxV/Belgium/UZ_REGA-6/2022	EPI_ISL_13537926	2022-05-22
15	hMpxV/Brazil/SP-IAL-01/2022	EPI_ISL_13191438	2022-06-07
16	hMpxV/Brazil/RS-IAL-02/2022	EPI_ISL_13234112	2022-05-31
17	hMpxV/Brazil/SP-IAL-03/2022	EPI_ISL_13314740	2022-06-11
18	hMpxV/Brazil/RS-IAL-05/2022	EPI_ISL_13343697	2022-06-07
19	hMpxV/Brazil/SP-IAL-06/2022	EPI_ISL_13343718	2022-06-15
20	hMpxV/Brazil/SP-IAL-07/2022	EPI_ISL_13436658	2022-06-14
21	hMpxV/Brazil/SP-IAL-08/2022	EPI_ISL_13436792	2022-06-13
22	hMpxV/Brazil/SP-IAL-09/2022	EPI_ISL_13437056	2022-06-20
23	hMpxV/Brazil/SP-IAL-10/2022	EPI_ISL_13459346	2022-06-21



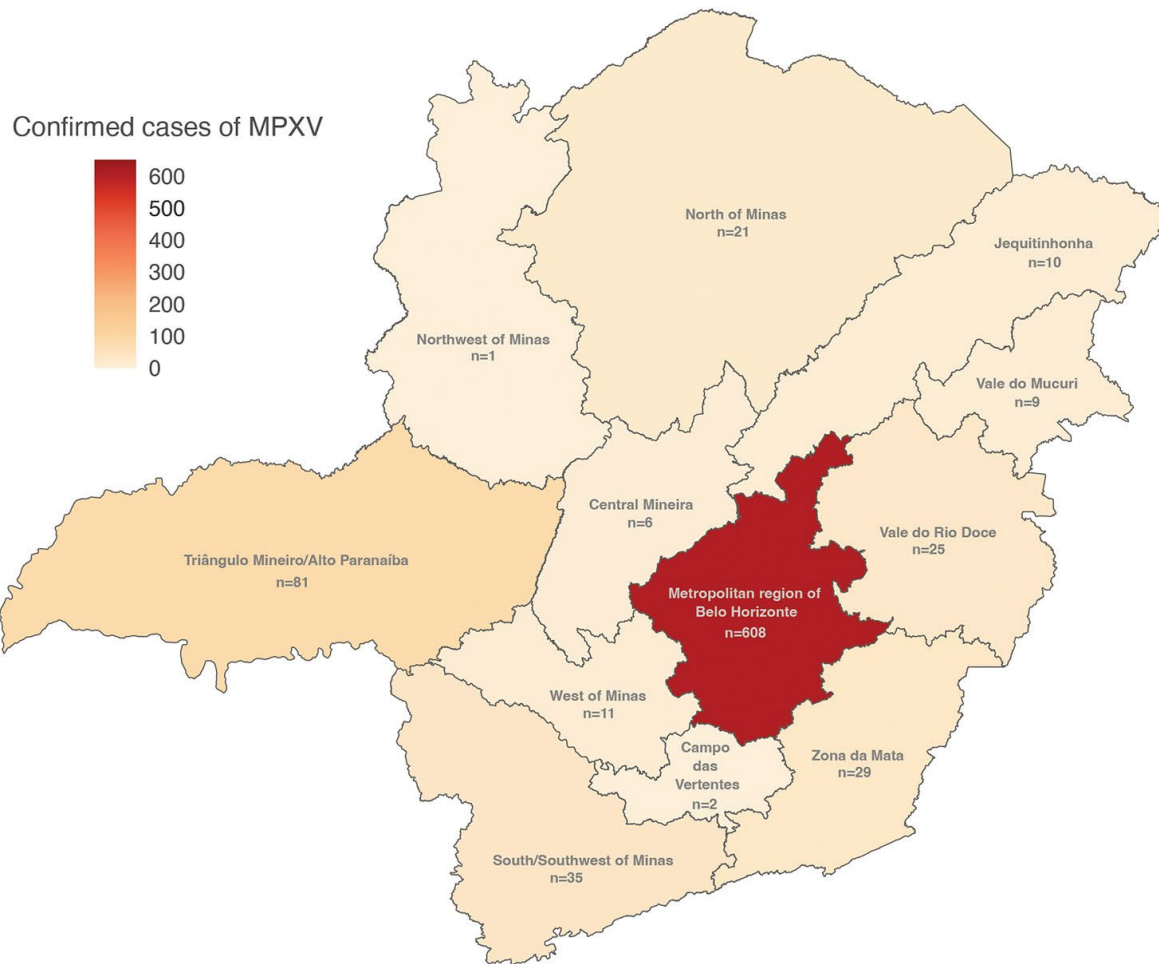
Sample no.	Virus name	Accession no.	Collection date
24	hMpxV/Brazil/SP-IAL-11/2022	EPI_ISL_13459347	2022-06-22
25	hMpxV/Brazil/SP-IAL-12/2022	EPI_ISL_13459482	2022-06-22
26	hMpxV/Brazil/SP-IAL-13/2022	EPI_ISL_13459483	2022-06-23
27	hMpxV/Brazil/RJ-FIOCRUZ-14992/2022	EPI_ISL_13484458	2022-06-16
28	hMpxV/Brazil/SP-IAL-14/2022	EPI_ISL_13508393	2022-06-24
29	hMpxV/Brazil/SP-IAL-15/2022	EPI_ISL_13508471	2022-06-24
30	hMpxV/Brazil/SP-IAL-16/2022	EPI_ISL_13705358	2022-07-04
31	hMpxV/Brazil/SP-IAL-17/2022	EPI_ISL_13705407	2022-07-04
32	hMpxV/Brazil/SP-IAL-18/2022	EPI_ISL_13732932	2022-07-06
33	hMpxV/Brazil/SP-IAL-21/2022	EPI_ISL_14021725	2022-07-13
34	hMpxV/Brazil/SP-IAL-25/2022	EPI_ISL_14070855	2022-07-19
35	hMpxV/Brazil/PR-IAL-26/2022	EPI_ISL_14414948	2022-08-01
36	hMpxV/Brazil/SP-IAL-27/2022	EPI_ISL_14415810	2022-08-03
37	hMpxV/Brazil/RS-CEVS-CDCT60/2022	EPI_ISL_14465517	2022-08-04
38	hMpxV/Brazil/AM-FIOCRUZ-ILMD2204652/2022	EPI_ISL_14467428	2022-07-28
39	hMpxV/Brazil/AM-FIOCRUZ-ILMD2204653/2022	EPI_ISL_14467429	2022-08-04
40	hMpxV/Brazil/SP-IAL-30/2022	EPI_ISL_14571435	2022-08-09
41	hMpxV/Brazil/SP-IAL-31/2022	EPI_ISL_14571439	2022-08-05
42	hMpxV/Brazil/SP-IAL-34/2022	EPI_ISL_14571444	2022-08-09
43	hMpxV/Brazil/SP-IAL-35/2022	EPI_ISL_14622055	2022-08-03
44	hMpxV/Brazil/SP-IAL-36/2022	EPI_ISL_14622520	2022-08-02
45	hMpxV/Brazil/SP-IAL-37/2022	EPI_ISL_14622705	2022-08-04
46	hMpxV/Brazil/SP-IAL-38/2022	EPI_ISL_14622706	2022-08-04
47	hMpxV/Brazil/SP-IAL-39/2022	EPI_ISL_14622707	2022-08-04
48	hMpxV/Brazil/RS-IAL-41/2022	EPI_ISL_14622953	2022-07-29
49	hMpxV/Brazil/SP-IAL-42/2022	EPI_ISL_14622960	2022-07-31
50	hMpxV/Brazil/SP-IAL-43/2022	EPI_ISL_14623175	2022-08-03
51	hMpxV/Brazil/SP-IAL-44/2022	EPI_ISL_14623523	2022-08-03
52	hMpxV/Brazil/SP-IAL-45/2022	EPI_ISL_14623704	2022-08-04
53	hMpxV/Brazil/SP-IAL-46/2022	EPI_ISL_14624411	2022-08-03
54	hMpxV/Brazil/SP-IAL-47/2022	EPI_ISL_14624610	2022-08-03
55	hMpxV/Brazil/SP-IAL-48/2022	EPI_ISL_14624698	2022-08-03
56	hMpxV/Brazil/SP-IAL-49/2022	EPI_ISL_14624832	2022-08-04
57	hMpxV/Brazil/SP-IAL-51/2022	EPI_ISL_14625156	2022-08-04
58	hMpxV/Brazil/SP-IAL-52/2022	EPI_ISL_14625157	2022-08-08
59	hMpxV/Brazil/SP-IAL-53/2022	EPI_ISL_14625190	2022-08-05
60	hMpxV/Brazil/PR-IAL-54/2022	EPI_ISL_14625230	2022-08-03
61	hMpxV/Brazil/PR-IAL-55/2022	EPI_ISL_14625256	2022-08-05
62	hMpxV/Brazil/SP-IAL-56/2022	EPI_ISL_14625282	2022-08-08
63	hMpxV/Brazil/SP-IAL-59/2022	EPI_ISL_14772912	2022-08-18
64	hMpxV/Brazil/SP-IAL-60/2022	EPI_ISL_14772913	2022-08-22
65	hMpxV/Brazil/SP-IAL-61/2022	EPI_ISL_14772914	2022-08-17
66	hMpxV/Brazil/SP-IAL-62/2022	EPI_ISL_14773001	2022-08-22
67	hMpxV/Brazil/SP-IAL-63/2022	EPI_ISL_14809096	2022-08-19
68	hMpxV/Brazil/SP-IAL-77/2022	EPI_ISL_14995580	2022-08-30
69	hMpxV/Brazil/SP-IAL-87/2022	EPI_ISL_14995591	2022-09-01
70	hMpxV/Brazil/SP-IAL-90/2022	EPI_ISL_14995611	2022-09-01
71	hMpxV/Brazil/BA-IAL-92/2022	EPI_ISL_14995619	2022-08-31
72	hMpxV/Brazil/SP-IAL-93/2022	EPI_ISL_14995622	2022-09-01
73	hMpxV/Brazil/SP-IAL-97/2022	EPI_ISL_14995653	2022-09-01
74	hMpxV/Brazil/SP-IAL-98/2022	EPI_ISL_14995723	2022-09-04
75	hMpxV/Brazil/RS-CEVS-CDCT131/2022	EPI_ISL_15165603	2022-08-10
76	hMpxV/Brazil/RS-CEVS-CDCT148/2022	EPI_ISL_15165604	2022-08-10
77	hMpxV/Brazil/RS-CEVS-CDCT184/2022	EPI_ISL_15165608	2022-08-11
78	hMpxV/Brazil/RS-CEVS-CDCT45/2022	EPI_ISL_15165614	2022-08-01
79	hMpxV/Brazil/RS-CEVS-CDCT71/2022	EPI_ISL_15165618	2022-08-04
80	hMpxV/Canada/AB-APL-01/2022	EPI_ISL_13194516	2022-05-31
81	hMpxV/Canada/AB-APL-02/2022	EPI_ISL_13269478	2022-06-06
82	hMpxV/Canada/un-NML-2837/2022	EPI_ISL_13408809	2022-05-18
83	hMpxV/Canada/un-NML-2861/2022	EPI_ISL_13408827	2022-05-18
84	hMpxV/Canada/un-NML-2897/2022	EPI_ISL_13408849	2022-05-20
85	hMpxV/Canada/un-NML-3467/2022	EPI_ISL_13544233	2022-06-04
86	hMpxV/Canada/un-NML-3530/2022	EPI_ISL_13827275	2022-06-03
87	hMpxV/Canada/un-NML-3657/2022	EPI_ISL_13908340	2022-06-10
88	hMpxV/Canada/un-NML-3817/2022	EPI_ISL_14050451	2022-06-16
89	hMpxV/Canada/un-NML-3972/2022	EPI_ISL_14587544	2022-07-04
90	hMpxV/Canada/un-NML-3975/2022	EPI_ISL_14587545	2022-07-04
91	hMpxV/Canada/un-NML-4017/2022	EPI_ISL_14587548	2022-07-05
92	hMpxV/Canada/un-NML-4103/2022	EPI_ISL_14594043	2022-07-04

Sample no.	Virus name	Accession no.	Collection date
93	hMpxV/Canada/un-NML-4140/2022	EPI_ISL_14594051	2022-06-30
94	hMpxV/Canada/un-NML-4150/2022	EPI_ISL_14594054	2022-07-05
95	hMpxV/Chile/RM-ISP-75625/2022	EPI_ISL_14224334	2022-06-16
96	hMpxV/DRC/USAMRIID-06-0950/2006	EPI_ISL_13056233	2006-09-10
97	hMpxV/DRC/USAMRIID-06-1076/2006	EPI_ISL_13056238	2006-11-30
98	hMpxV/DRC/USAMRIID-07-0045/2006	EPI_ISL_13056239	2006-12-14
99	hMpxV/DRC/USAMRIID-07-0092/2006	EPI_ISL_13056241	2006-12-26
100	hMpxV/DRC/USAMRIID-07-0093/2006	EPI_ISL_13056242	2006-12-26
101	hMpxV/DRC/USAMRIID-07-0283/2007	EPI_ISL_13056246	2007-02-26
102	hMpxV/DRC/USAMRIID-07-0287/2007	EPI_ISL_13056248	2007-03-20
103	hMpxV/DRC/USAMRIID-07-0354/2007	EPI_ISL_13056251	2007-04-20
104	hMpxV/DRC/USAMRIID-07-0514/2007	EPI_ISL_13056254	2007-06-30
105	hMpxV/DRC/USAMRIID-07-0662/2007	EPI_ISL_13056255	2007-09-04
106	hMpxV/France/un-VGEMI-HCL0001/2022	EPI_ISL_13052287	2022-05-22
107	hMpxV/France/un-IHU-00001/2022	EPI_ISL_14863048	2022-06-13
108	hMpxV/France/un-IHU-00002/2022	EPI_ISL_14863050	2022-07-01
109	hMpxV/France/un-IHU-00003/2022	EPI_ISL_14863051	2022-07-04
110	hMpxV/France/un-IHU-00004/2022	EPI_ISL_14863052	2022-07-04
111	hMpxV/France/un-IHU-00005/2022	EPI_ISL_14863053	2022-07-04
112	hMpxV/France/un-IHU-00007/2022	EPI_ISL_14863055	2022-07-06
113	hMpxV/France/un-IHU-00009/2022	EPI_ISL_14863057	2022-07-07
114	hMpxV/France/un-IHU-00011/2022	EPI_ISL_14863059	2022-07-19
115	hMpxV/Germany/BE-ChVir28656/2022	EPI_ISL_13889435	2022-06-21
116	hMpxV/Germany/BE-ChVir28154/2022	EPI_ISL_13889436	2022-05-28
117	hMpxV/Germany/BE-ChVir28679/2022	EPI_ISL_13889438	2022-06-22
118	hMpxV/Germany/BE-ChVir28689/2022	EPI_ISL_13889439	2022-06-24
119	hMpxV/Germany/BE-ChVir28707/2022	EPI_ISL_13889440	2022-06-25
120	hMpxV/Germany/BE-ChVir28474/2022	EPI_ISL_13889441	2022-06-12
121	hMpxV/Germany/BE-ChVir28149/2022	EPI_ISL_13889446	2022-05-28
122	hMpxV/Germany/BE-ChVir28152/2022	EPI_ISL_13889660	2022-05-29
123	hMpxV/Germany/BE-ChVir28292/2022	EPI_ISL_13890135	2022-05-30
124	hMpxV/Germany/BE-ChVir28138/2022	EPI_ISL_13890273	2022-05-20
125	hMpxV/Italy/FVG-AreaSP-01/2022	EPI_ISL_13052295	2022-05-25
126	hMpxV/Italy/un-INMI-Pt2/2022	EPI_ISL_13251120	2022-05-19
127	hMpxV/Italy/un-INMI-Pt4/2022	EPI_ISL_13331713	2022-05-21
128	hMpxV/Italy/APU-IZSPB-0001/2022	EPI_ISL_13362760	2022-06-08
129	hMpxV/Italy/PIE-OAS-02530345/2022	EPI_ISL_13502582	2022-06-13
130	hMpxV/Italy/SIC-AOUP-UNIPA_VL/2022	EPI_ISL_14783237	2022-08-09
131	hMpxV/Italy/SIC-AOUP-UNIPA_DSPM/2022	EPI_ISL_15055820	2022-08-09
132	hMpxV/Mexico/NLE-UANL-001/2022	EPI_ISL_13607904	2022-06-28
133	hMpxV/Mexico/CMX-InDRE-IBT-001/2022	EPI_ISL_13624509	2022-05-27
134	hMpxV/Netherlands/un-EMC-NL008/2022	EPI_ISL_13822667	2022-06-27
135	hMpxV/Netherlands/un-EMC-NL010/2022	EPI_ISL_13822669	2022-06-27
136	hMpxV/Netherlands/un-EMC-NL011/2022	EPI_ISL_13822718	2022-06-24
137	hMpxV/Netherlands/un-EMC-NL017/2022	EPI_ISL_14254435	2022-07-29
138	hMpxV/Netherlands/un-EMC-NL018/2022	EPI_ISL_14254436	2022-07-22
139	hMpxV/Netherlands/un-EMC-NL019/2022	EPI_ISL_14254437	2022-07-25
140	hMpxV/Netherlands/NH-AUMC-0060/2022	EPI_ISL_14752293	2022-08-05
141	hMpxV/Netherlands/un-EMC-NL026/2022	EPI_ISL_14810370	2022-08-04
142	hMpxV/Netherlands/un-EMC-NL029/2022	EPI_ISL_14810406	2022-08-03
143	hMpxV/Nigeria/CDC-01/2017	EPI_ISL_13056275	2017-11-09
144	hMpxV/Nigeria/CDC-02/2017	EPI_ISL_13056276	2017-11-09
145	hMpxV/Nigeria/CDC-03/2017	EPI_ISL_13056277	2017-12-06
146	hMpxV/Nigeria/CDC-04/2017	EPI_ISL_13056278	2017-11-30
147	hMpxV/Nigeria/CDC-05/2017	EPI_ISL_13056279	2017-11-09
148	hMpxV/Nigeria/CDC-06/2017	EPI_ISL_13056280	2017-11-01
149	hMpxV/Peru/LIM-INS-002/2022	EPI_ISL_13651348	2022-06-27
150	hMpxV/Peru/LIM-INS-003/2022	EPI_ISL_13651349	2022-06-27
151	hMpxV/Peru/TAC-INS-023/2022	EPI_ISL_14207738	2022-07-12
152	hMpxV/Peru/LAL-INS-060/2022	EPI_ISL_14445101	2022-07-22
153	hMpxV/Peru/LOR-INS-039/2022	EPI_ISL_14445152	2022-07-12
154	hMpxV/Peru/PIU-INS-051/2022	EPI_ISL_14445153	2022-07-12
155	hMpxV/Peru/LOR-INS-087/2022	EPI_ISL_14584274	2022-08-01
156	hMpxV/Peru/CUS-INS-111/2022	EPI_ISL_14584275	2022-08-03
157	hMpxV/Peru/LIM-INS-088/2022	EPI_ISL_14584282	2022-07-26
158	hMpxV/Peru/CAL-INS-116/2022	EPI_ISL_14584292	2022-07-25
159	hMpxV/Peru/HUC-INS-121/2022	EPI_ISL_14818783	2022-08-09
160	hMpxV/Peru/LIM-INS-131/2022	EPI_ISL_14818793	2022-08-12
161	hMpxV/Peru/ARE-INS-139/2022	EPI_ISL_14818801	2022-08-10

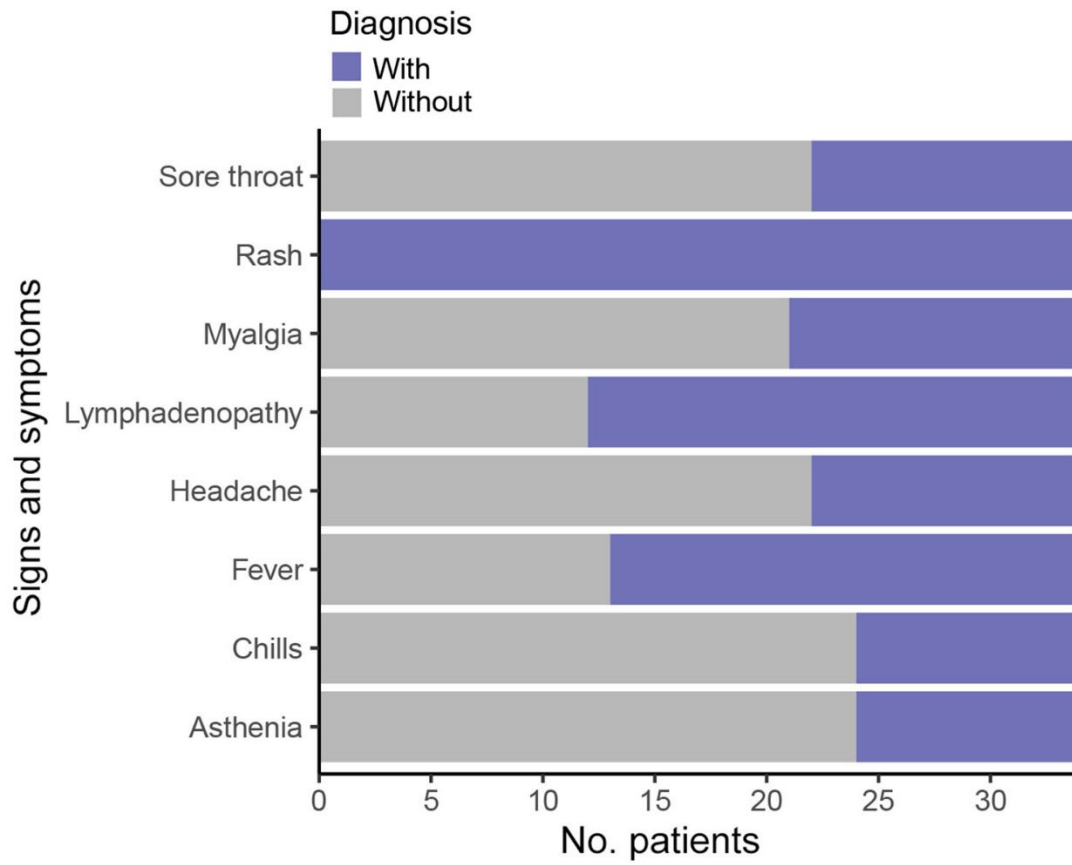
Sample no.	Virus name	Accession no.	Collection date
162	hMpxV/Peru/UCA-INS-142/2022	EPI_ISL_14818804	2022-08-08
163	hMpxV/Peru/LAL-INS-145/2022	EPI_ISL_14818807	2022-08-12
164	hMpxV/Portugal/INSA-PT0007/2022	EPI_ISL_13052269	2022-05-15
165	hMpxV/Portugal/INSA-PT0023/2022	EPI_ISL_13056892	2022-05-19
166	hMpxV/Portugal/INSA-PT0028/2022	EPI_ISL_13056893	2022-05-18
167	hMpxV/Portugal/INSA-PT0040/2022	EPI_ISL_13466461	2022-06-02
168	hMpxV/Portugal/INSA-0081/2022	EPI_ISL_14515201	2022-07-23
169	hMpxV/Portugal/INSA-PT0292/2022	EPI_ISL_14934540	2022-06-09
170	hMpxV/Portugal/INSA-PT0296/2022	EPI_ISL_14934543	2022-06-08
171	hMpxV/Portugal/INSA-PT0539/2022	EPI_ISL_15199672	2022-08-23
172	hMpxV/Portugal/INSA-PT0549/2022	EPI_ISL_15199682	2022-08-26
173	hMpxV/Portugal/INSA-PT0573/2022	EPI_ISL_15199706	2022-09-06
174	hMpxV/Portugal/INSA-PT0383/2022	EPI_ISL_15199739	2022-07-12
175	hMpxV/Portugal/INSA-PT0387/2022	EPI_ISL_15199743	2022-07-12
176	hMpxV/Portugal/INSA-PT0431/2022	EPI_ISL_15199776	2022-08-01
177	hMpxV/Spain/un-ITER-0001b/2022	EPI_ISL_13331717	2022-05-31
178	hMpxV/Spain/AN-HUCSC-00001/2022	EPI_ISL_13339105	2022-06-07
179	hMpxV/Spain/CT-HUVH-60425/2022	EPI_ISL_13363142	2022-06-10
180	hMpxV/Spain/MD-HULP-8887/2022	EPI_ISL_13449965	2022-06-06
181	hMpxV/Spain/MD-HULP-4061/2022	EPI_ISL_13449966	2022-05-20
182	hMpxV/Switzerland/un-UHG-38134631/2022	EPI_ISL_13052274	2022-05-19
183	hMpxV/Switzerland/un-UHG-38156923/2022	EPI_ISL_13052285	2022-05-24
184	hMpxV/Switzerland/ZH-UZH-IMV-3ba6449f/2022	EPI_ISL_13251157	2022-06-01
185	hMpxV/Switzerland/ZH-UZH-IMV-3ba64538/2022	EPI_ISL_13251723	2022-06-02
186	hMpxV/England/UKHSA-5/2022	EPI_ISL_13958697	2022-05-16
187	hMpxV/United_Kingdom/UKHSA-23/2022	EPI_ISL_14439728	2022-05-25
188	hMpxV/United_Kingdom/UKHSA-42/2022	EPI_ISL_14439747	2022-07-07
189	hMpxV/United_Kingdom/UKHSA-54/2022	EPI_ISL_14439759	2022-05-16
190	hMpxV/United_Kingdom/UKHSA-69/2022	EPI_ISL_14439774	2022-06-30
191	hMpxV/United_Kingdom/UKHSA-70/2022	EPI_ISL_14439775	2022-06-29
192	hMpxV/United_Kingdom/UKHSA-71/2022	EPI_ISL_14439776	2022-06-29
193	hMpxV/United_Kingdom/UKHSA-72/2022	EPI_ISL_14439777	2022-06-28
194	hMpxV/United_Kingdom/UKHSA-74/2022	EPI_ISL_14439779	2022-07-06
195	hMpxV/United_Kingdom/UKHSA-77/2022	EPI_ISL_14439782	2022-07-05
196	hMpxV/United_Kingdom/UKHSA-79/2022	EPI_ISL_14439784	2022-05-25
197	hMpxV/United_Kingdom/UKHSA-80/2022	EPI_ISL_14439785	2022-07-06
198	hMpxV/USA/UT-UPHL-82200022/2022	EPI_ISL_13052288	2022-05-20
199	hMpxV/USA/CA-CDPH-000005/2022	EPI_ISL_13993738	2022-06-07
200	hMpxV/USA/NY-URMC-2207A101/2022	EPI_ISL_14003930	2022-07-11
201	hMpxV/USA/NY-URMC-2207A102/2022	EPI_ISL_14251112	2022-07-14
202	hMpxV/USA/NE-EAOH-25/2022	EPI_ISL_14326644	2022-06-25
203	hMpxV/USA/CT-Yale-00005/2022	EPI_ISL_14526942	2022-07-11
204	hMpxV/USA/CT-Yale-00015/2022	EPI_ISL_14526949	2022-07-13
205	hMpxV/USA/CA-CDPH-000007/2022	EPI_ISL_14736400	2022-06-21
206	hMpxV/USA/NE-UNMC-83/2022	EPI_ISL_14752090	2022-07-27
207	hMpxV/USA/OK-UN-21/2022	EPI_ISL_14804638	2022-06-14
208	hMpxV/USA/OK-UN-41/2022	EPI_ISL_14804639	2022-07-13
209	hMpxV/USA/OK-UN-149/2022	EPI_ISL_14804647	2022-08-11
210	hMpxV/USA/CA-LACPHL-MA00050/2022	EPI_ISL_14818585	2022-07-20
211	hMpxV/USA/NE-UNMC-154/2022	EPI_ISL_14977307	2022-08-12
212	hMpxV/USA/NE-UNMC-181/2022	EPI_ISL_14977308	2022-08-17
213	hMpxV/USA/NC-UNC-0003/2022	EPI_ISL_15076180	2022-08-04
214	hMpxV/USA/CA-LACPHL-MA00103/2022	EPI_ISL_15120452	2022-08-17
215	hMpxV/USA/CA-LACPHL-MA00146/2022	EPI_ISL_15120496	2022-09-02
216	hMpxV/USA/IL-IDPH-002/2022	EPI_ISL_15158316	2022-08-04
217	hMpxV/USA/IL-IDPH-053/2022	EPI_ISL_15158367	2022-07-04
218	hMpxV/USA/IL-IDPH-073/2022	EPI_ISL_15158387	2022-06-30



**Appendix 1 Figure 1.** Total number of negative and positive mpox cases per epidemiologic week in Minas Gerais, Brazil, 2022.



**Appendix 1 Figure 2.** Map of the state of Minas Gerais showing the number of confirmed mpox cases per mesoregion from epidemiologic week 23 (June 5–11) to 41 (October 9–15), 2022.



**Appendix 1 Figure 3.** Signs and symptoms reported in the clinical records of patients with sequenced samples used to obtain monkeypox virus genome, Minas Gerais, Brazil.